

3 How to download and download mp3 from Youtube extremely fast and simple

3 How to download and download mp3 from Youtube extremely fast and simple. What if one day you come across a very interesting new music video that you just want to download mp3 music from that MV to share with friends? Let's solve that problem in this article!

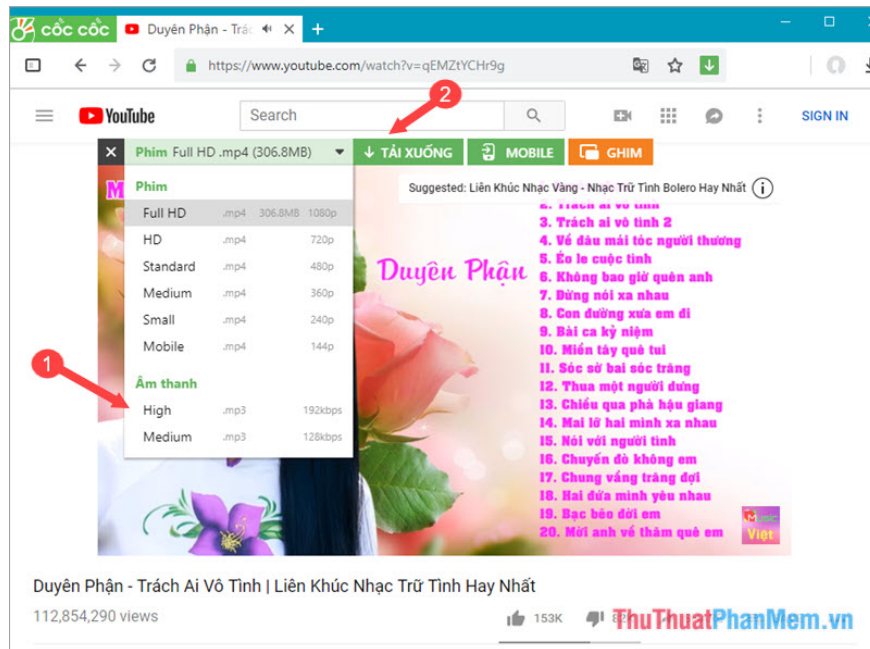
Youtube is the largest global video sharing social network with millions of hits daily. In addition, Youtube is also a website that helps users to watch new music videos from famous singers for free.



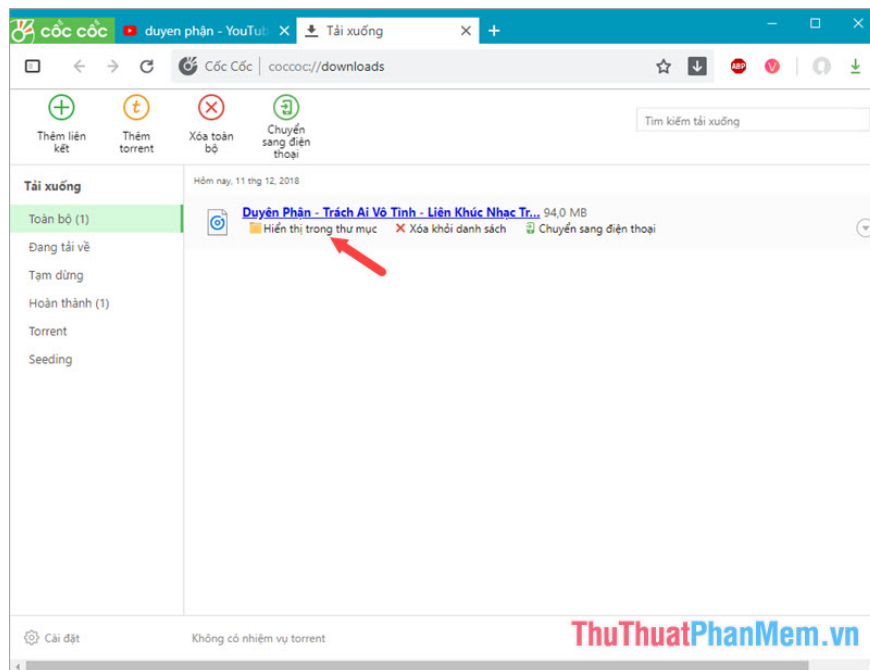
What if one day you come across a very interesting new music video that you just want to download mp3 music from that MV to share with friends? Let's solve that problem in this article!

Use the Coc Coc Web browser

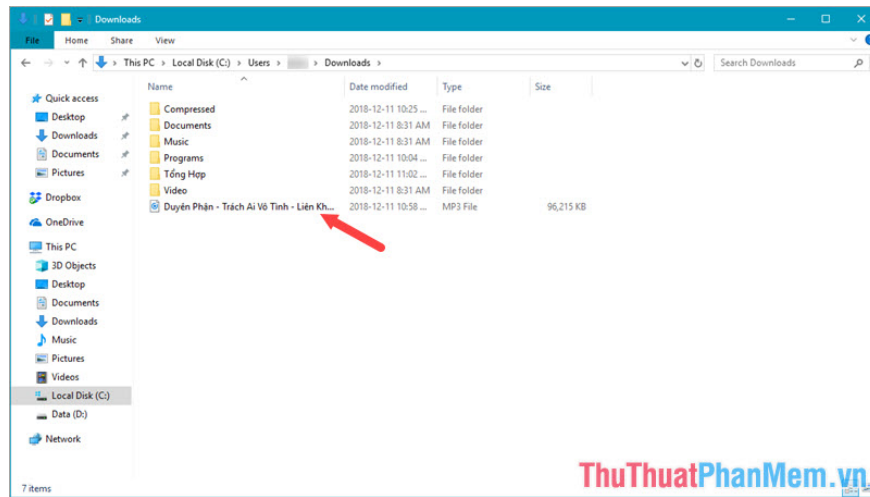
Step 1: Open the YouTube video clip using C?c C?c browser. Notice above the video there will be a download toolbar. You select the sound quality in item (1) and then click download (2) to download the music file.



Step 2: To check the downloaded file and where you save it, press **Ctrl + J** to open the Download Manager. After our mp3 file has finished downloading, you click **Display in the folder**.

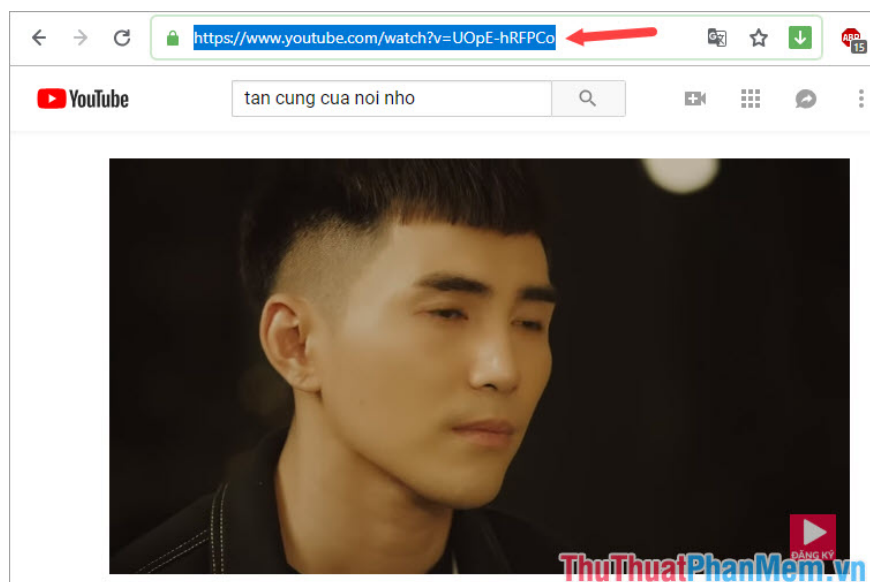


Your mp3 file appears in the folder below is done, now you can copy them to your phone or music player to use.




Download mp3 music from Youtube through YTMP3 website

Step 1: You get the youtube video link to separate the music by highlighting the video link and pressing Ctrl + C.




Step 2: Visit the YTMP3 website at <https://ytmp3.cc/>

1. Paste the youtube link and choose the **mp3** format
2. Click **Convert**.



Step 3: After converting to mp3 successfully. You click **Download** (1). After downloading the mp3 player will appear as the picture below (2). Click on the downloaded music file to enjoy.



Download mp3 music from Youtube with the 4K Video Downloader software

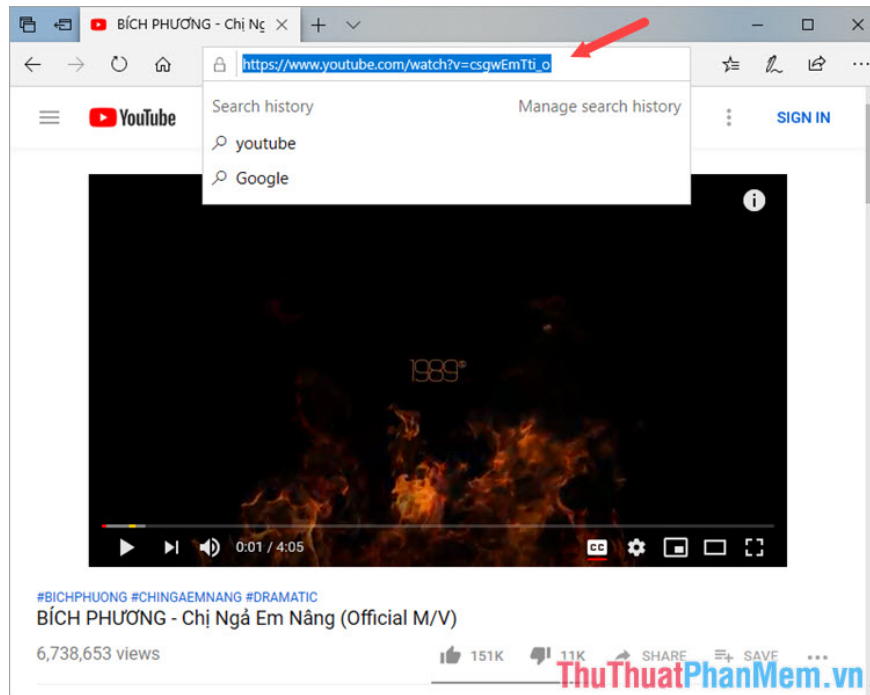
Step 1: You can download 4K Video Downloader at the following address:

<https://www.4kdownload.com/products/product-videodownloader>

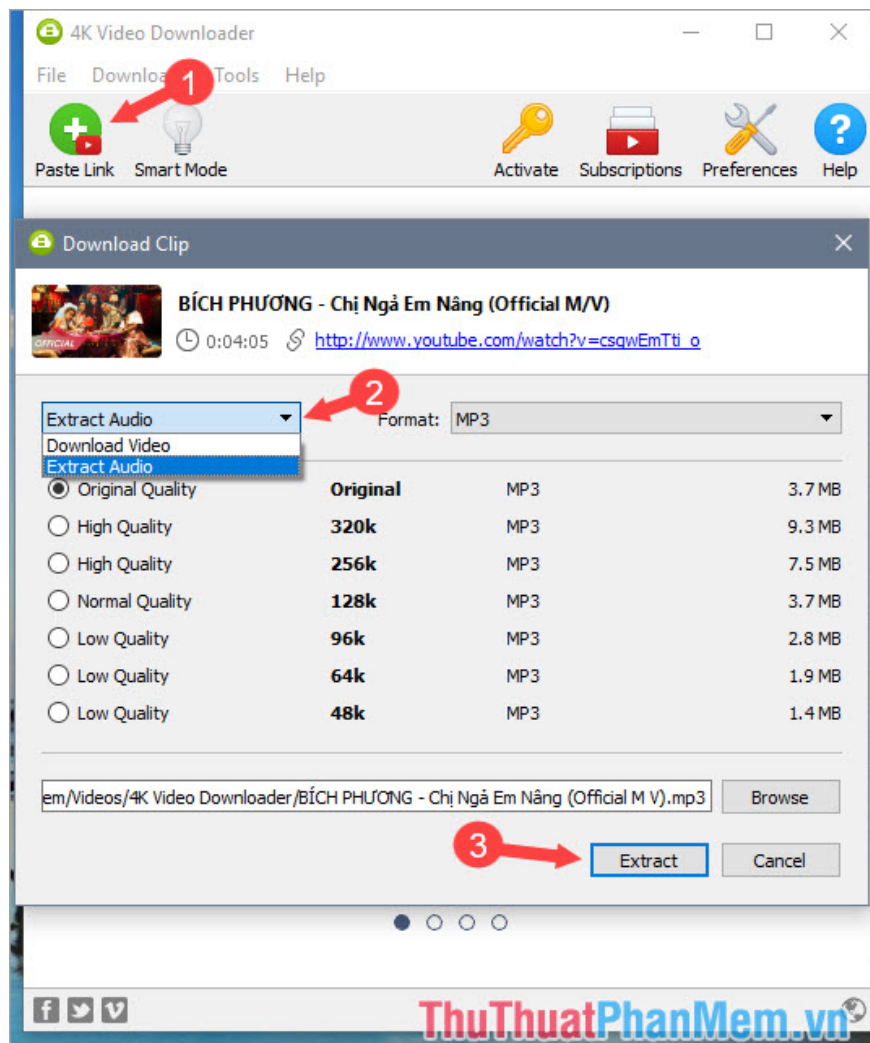
After downloading and installing the software will have the interface as shown below.



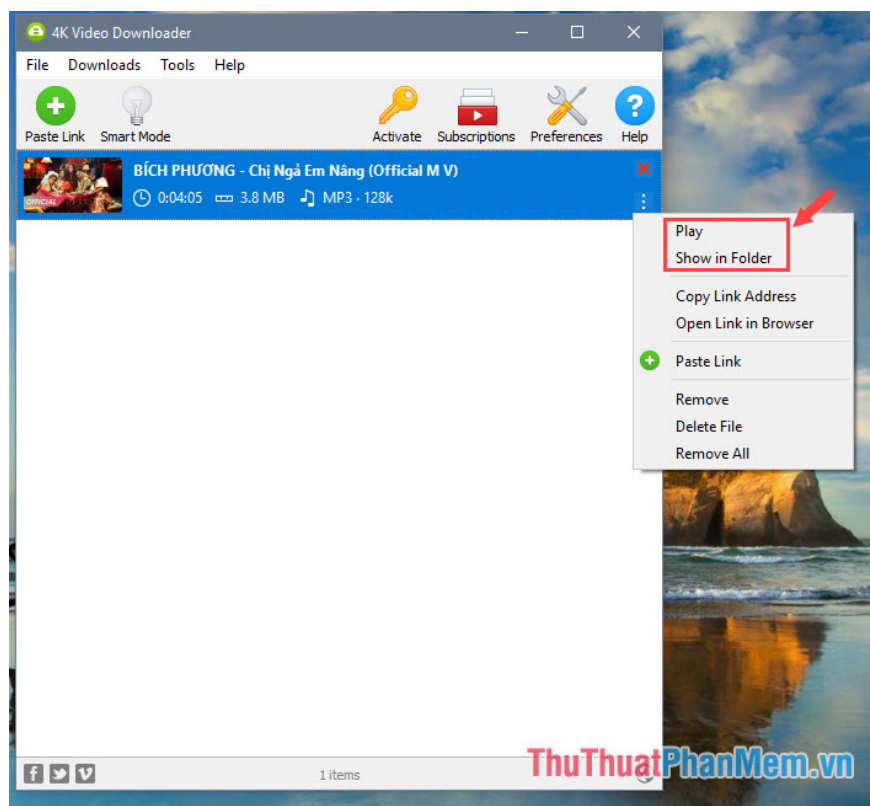
Step 2: You go to youtube with any browser. After finding satisfactory to separate video and MP3, you copy that path by the press **Ctrl + C** .



Step 3: Go back to the 4K Video Downloader software, you will see the **Paste Link** item lights up with a small Youtube icon below. You click on it then follow the instructions as shown below. In (2) you select the option **Extract Extract** and select the song quality below. After selecting, click **Extract (3)** to download and convert the video into mp3 file.



Step 4: After converting into an mp3 file, click on the 3 dots to the right of the music file. If you want to listen to the music, click on **Play** , and if you want to know where the music file is, click on **Show in Folder** .



Above are 3 ways to download and download mp3 from Youtube extremely fast and simple, you can choose for yourself the simplest and most suitable way for your needs. If you have any difficulties reading or encounter unknown errors, please leave a comment at the bottom of the article! Good luck!

You finished reading the article "**3 How to download and download mp3 from Youtube extremely fast and simple**" edited by the [TipsMake](#) team. We hope this article has provided you with many useful tech tips and tricks. You can search for similar articles on tips and guides. Thank you for reading and for following us regularly.