

3 How to change Windows 11 password

Change your Windows 11 password to make sure other users can't access your important personal data stored on your device. If you do not know how to change your Windows 11 computer password, readers can refer to the following article of TipsMake.

Basically, **how to change Windows 11 password** is not much different from changing Windows 10 computer password, below are detailed steps for you.



Instructions to change password on Windows 11

Table of Contents of the article:

Method 1: How to change Windows 11 computer password with keyboard shortcuts.

Method 2: Change the password on Windows 11 through Settings.

Method 3: Change the Windows 11 computer password via Control Panel.

Important Note:

On previous versions of Windows, specifically Windows 10, Microsoft allowed users to switch computer login methods such as using **Windows Hello** and a login password. However, on Windows 11 this feature has been removed.

See also: How to update to Windows 11

This is understandable as the software giant is trying to eliminate the use of password logins and recommends users to use one of the authentication options available through Windows Hello in the last few years.

So if you set up Windows Hello to log in to your Windows 11 computer, the passwordless authentication mechanism allows you to use facial recognition, fingerprint scanning, and a physical security key or PIN to log in and access your device. In this case you cannot reconfigure to use the login password.

However, with **local accounts** that have not been set up to use Windows Hello, they can still use and change their Windows 11 computer password to log in.

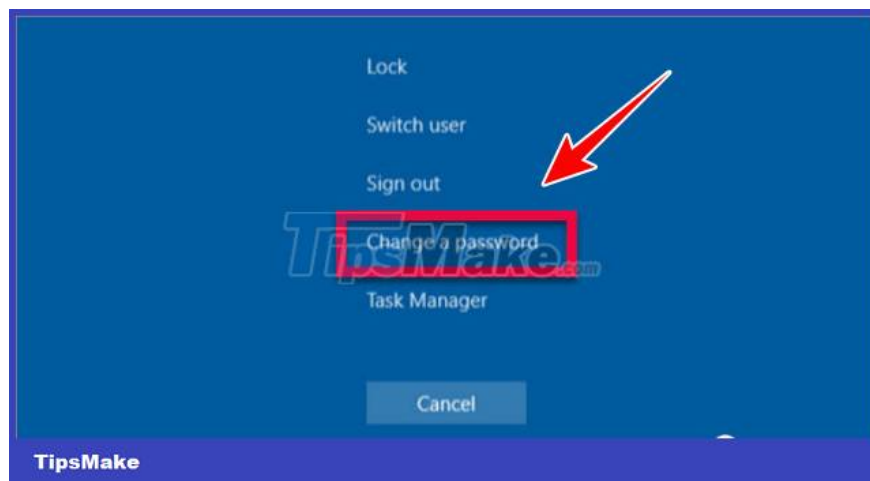
How to change Windows 11 computer password

As mentioned above, the way to change Windows 11 password is not much different than on Win 10 and previous versions.

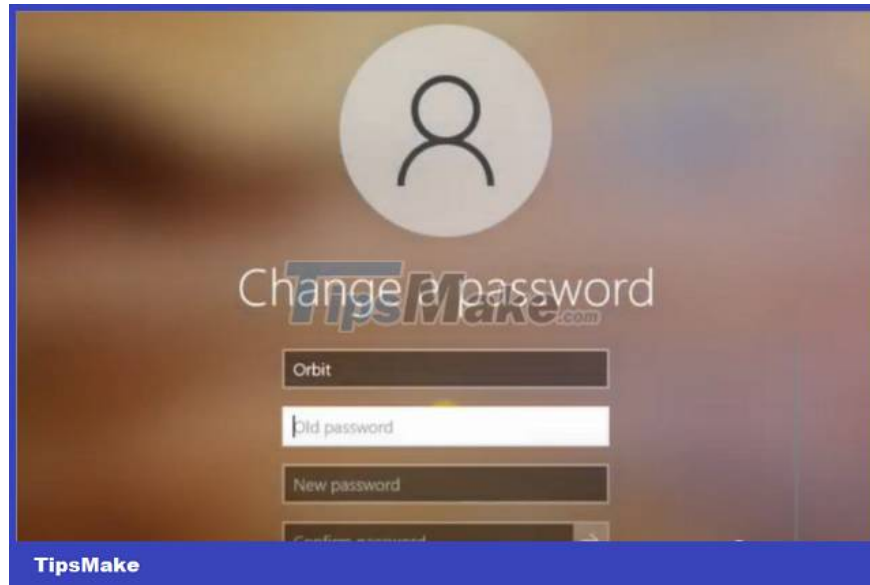
Method 1: How to change Windows 11 password with keyboard shortcuts

Step 1: Press **Ctrl + Alt + Delete** keys at the same time .

Step 2: On the window displayed on the screen, select **Change Password**.



Step 3 : Enter the old password and the new password you want to use, and confirm the new password again.

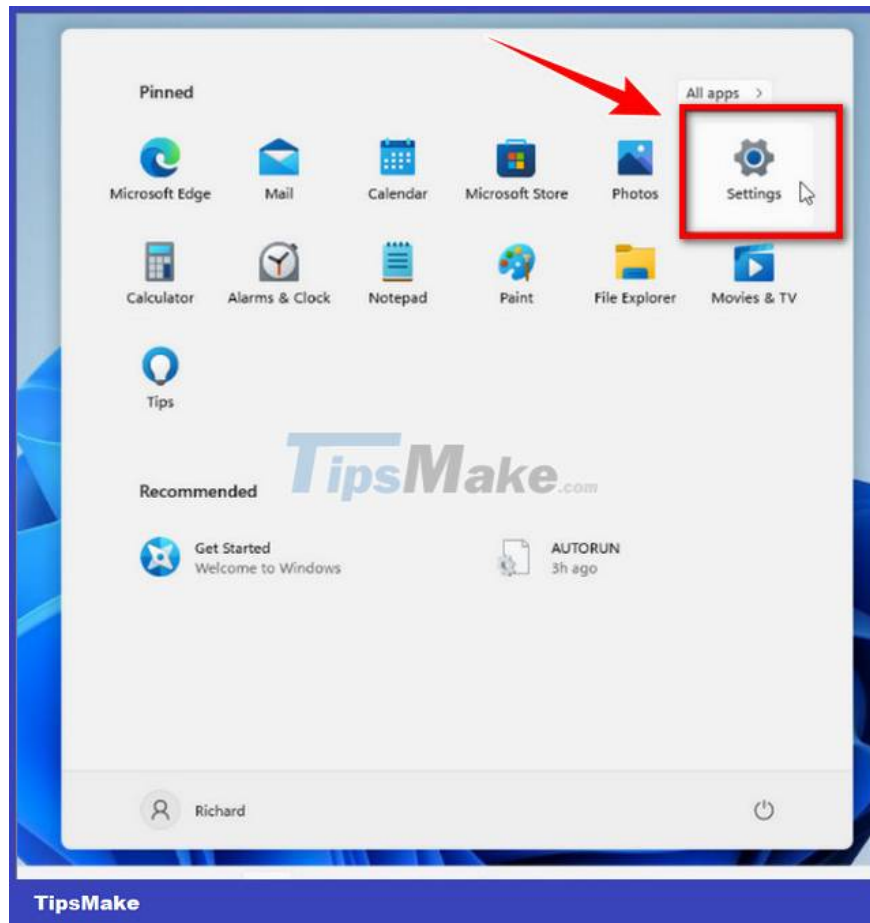


Step 4 : Finally, restart your computer to apply the changes.

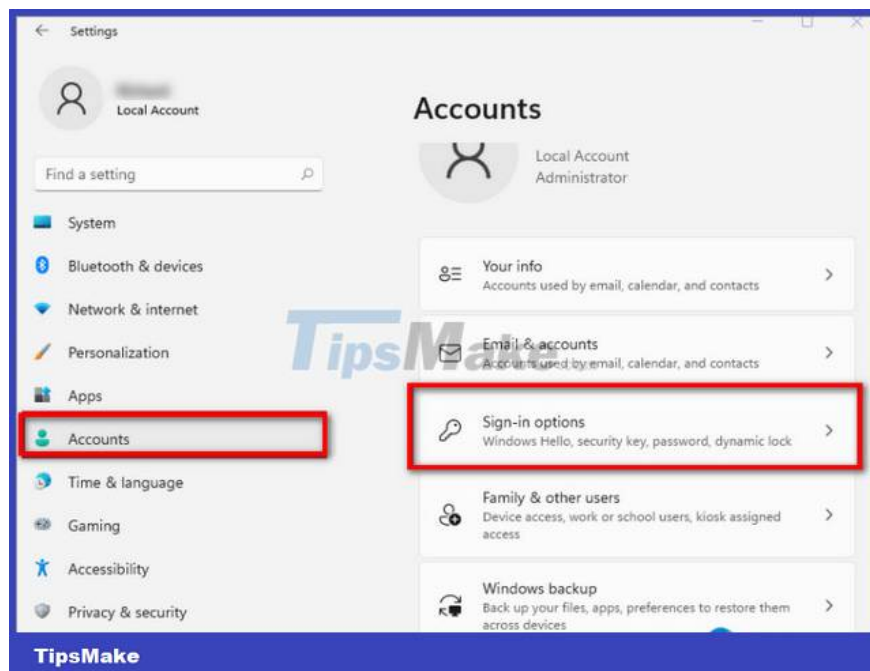
Method 2: How to change Windows 11 password through Settings

In addition to using the shortcut to access the password change section on Windows 11 computers, readers can also change the password on Win 11 through settings.

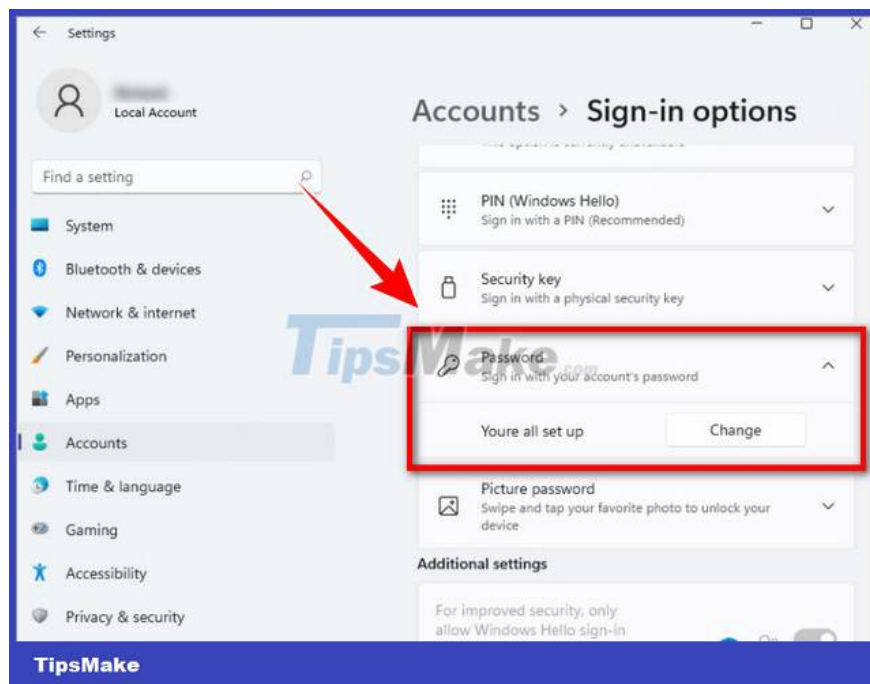
Step 1: First open the **Settings** window .



Step 2: Next on the Settings window, find and click **Accounts** => **Sign-in options**.



Step 3: Find and click **Password** => **Change**.



Note : As mentioned above by Taimienphi.vn, this option is only available in case if you have not enabled any **Windows Hello** authentication options . Otherwise the option will not be displayed.

Step 4 : Enter your current computer login password in the **Current Password** box and then click **Next** to continue.



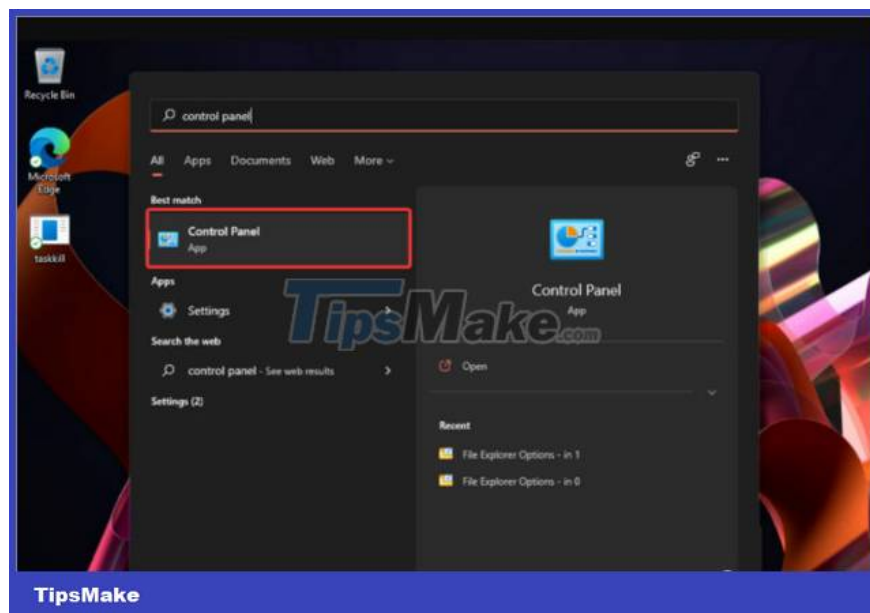
Step 5: On the next window, enter the new password you want to use in the **New Password** box and confirm it again. Next enter password hint (password hint) into the box.



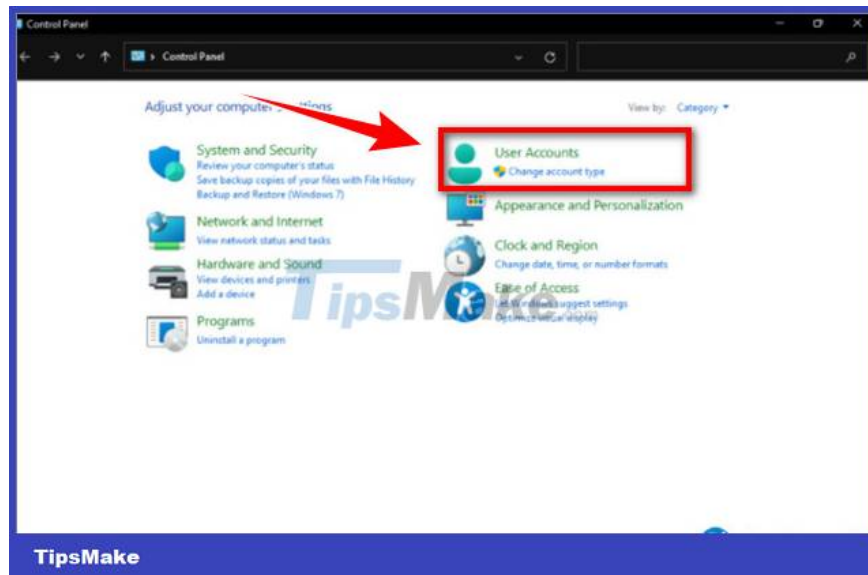
Step 6: Once completed, click **Finish** to complete the process of changing the Windows 11 computer password.

Method 3: Change Windows 11 computer password through Control Panel

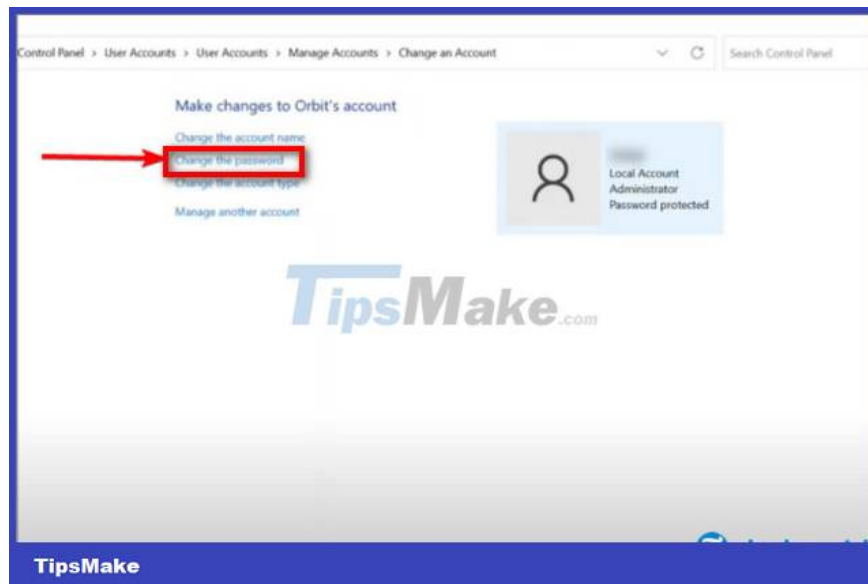
Step 1 : Enter **Control Panel** in the **Search box on the Start Menu** . On the displayed results window, click to open the window.



Step 2: Here you find **the User Accounts** section and click the **Change account type** option .



Step 3: Select the account for which you want to change the password and then click **Change the password**.



Step 4: Enter the current password and the new password you want to use.

<https://thuthuat.taimienphi.vn/cach-doi-mat-khau-may-tinh-win-11-65213n.aspx>

The above article Taimienphi.vn has just shown you how to change your Win 11 password. Also you Readers can refer to some existing articles on Taimienphi.vn to learn more how to open and adjust the virtual keyboard on Windows 11 and change the Windows 11 font size.

See also: How to open the virtual keyboard on Windows 11

See also: How to change the font size on Windows 11

You finished reading the article "**3 How to change Windows 11 password**" edited by the [TipsMake](#) team. We hope this article has provided you with many useful tech tips and tricks. You can search for similar articles on tips and guides. Thank you for reading and for following us regularly.

