

# 3 best Android apps to know who unlocked your phone

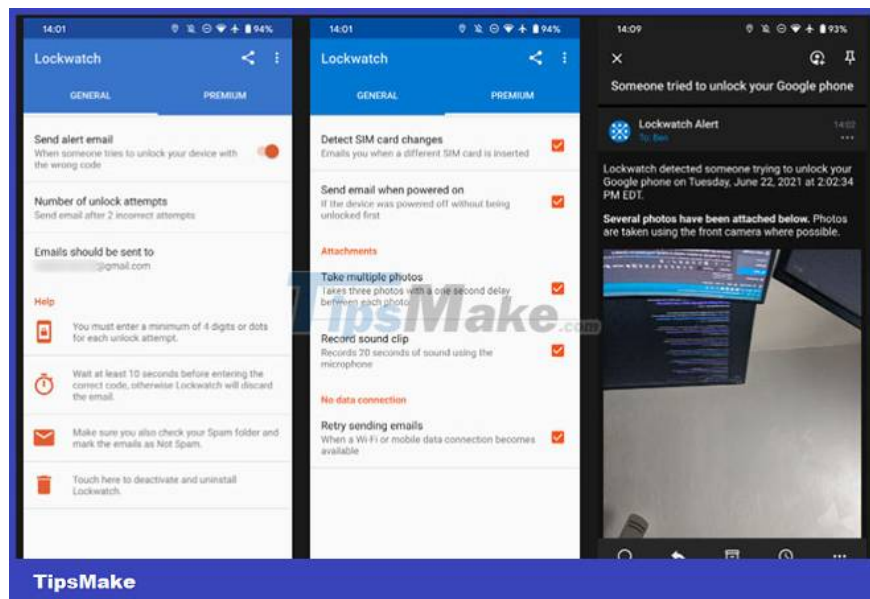
The 3 Android apps below let you use your device's front camera to take a photo of someone when they try to unlock your phone.

Locking your Android phone's screen is a basic but important way to keep your device protected. But even with a PIN or passcode lock on your phone, someone can still try to break into your device.

If you are concerned that someone is trying to track your phone or want photographic evidence in the event of a theft, there is a solution to this.

The 3 Android apps below let you use your device's front camera to take a photo of someone when they try to unlock your phone. The article will show you how to use them to be able to catch snoopers.

## 1. Lockwatch



Lockwatch is a great overall app for taking pictures of people trying to unlock your phone. It's a simple and easy-to-use solution: Just enable it and you'll receive an email when someone tries to break into your phone.

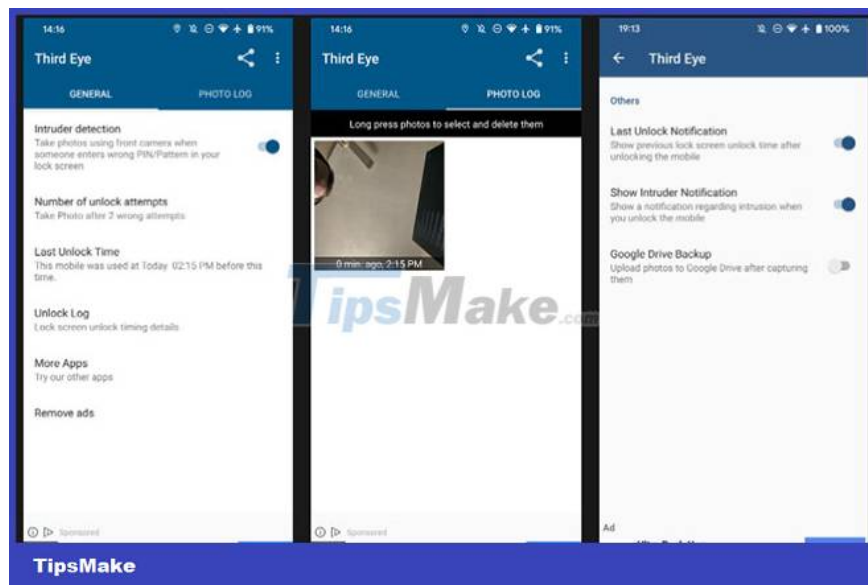
**To start using Lockwatch, open the app and enable the Send alert email slider** . The app will prompt you to set it as device admin. Make sure you have an existing email address in the **Emails should be sent to** field .

Then, tap **Number of unlock attempts** and select 1, 2, or 3 incorrect attempts before the email is sent. It's not a bad idea if you set this to 2 so you don't get an incorrect warning when you accidentally enter your own password incorrectly. To reduce false positives, Lockwatch will not send an email if you enter the correct password within 10 seconds of the error occurring.

When Lockwatch catches someone entering the wrong PIN, the email will include the photo you took, your phone's GPS location, and a map of the area. Hopefully you can use this to track your Android device or at least find out who is trying to peek at the phone.

Lockwatch keeps premium features on a one-time payment plan, allowing you to receive notifications if your device's SIM card is changed, as well as if someone powers off your phone without unlocking it. You can also get 3 photos instead of 1, along with an audio clip, in email.

## 2. Third Eye



Third Eye performs a similar function to Lockwatch, but provides a picture of your phone intruder instead of via email. After installing it, you will need to activate it as the device admin and provide other permissions for it to work properly.

From there, you'll find a simple main menu. Make sure that Intruder detection is enabled and that the app takes a picture when someone tries to break in. You can set the Number of unlock attempts needed for activation alerts from 1 to 5. Unlike Lockwatch, Third Eye will take a photo even if you enter the correct passcode within seconds.

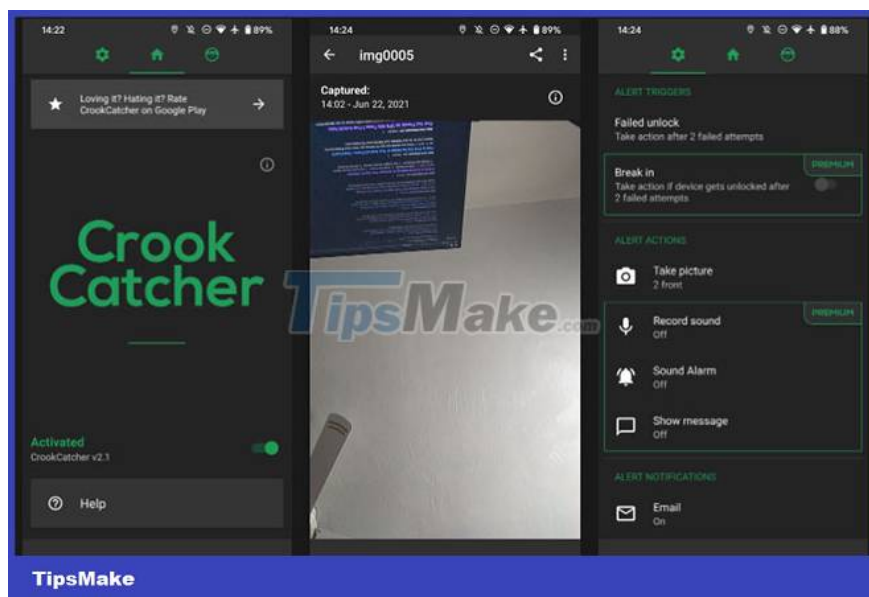
The app also provides a bit of additional information. The **Last Unlock Time field tells you when your phone was last used (before the current session), while the Unlock log** provides a timeline of when your phone was unlocked and how long you used it. phone after unlocking. **Swipe to the Photo Log** tab to see photos of people who have tried to break into your device.

Expand the 3-dot menu button at the top right and select **Settings** to tweak some options related to Third Eye notifications. By default, it tells you when your phone was last unlocked every time you open it, which can get annoying. You can also turn off intruder notifications when you unlock your phone and back up your captured photos to Google Drive.

While the Lockwatch is ad-free, the Third Eye does. You will come across regular full screen ads inside the app, which is obnoxious. In-app purchases are the only way to remove ads.

If you don't like receiving photos of intruders via email but want to have them on your device, then Third Eye is a suitable option.

### 3. CrookCatcher



Another reliable alternative to catch phone thieves, CrookCatcher, uses an attractive dark theme with green accents. Like the other options, the app's guided setup will show you how to set up CrookCatcher as the device admin and provide the necessary permissions.

Once done, you'll see a simple multi-tab interface. **The Home** tab allows you to deactivate the service and read a little more information about it. On the right, you'll see a Photos tab that collects images of the intruders. Each image comes with a map with your device's location. Tap the **i** icon to see exact coordinates and estimated address, which you can then open in Google Maps.

Use the Settings tab on the left to adjust the options. You can set the **Failed unlock** threshold to any option from 1 to 5. Unlike Lockwatch, CrookCatcher will activate even if you enter the correct passcode a few seconds after entering the wrong one. Below, you can choose how many photos to take, as well as enable email and device

notifications.

On this page, features that require an upgrade to the Premium version are clearly marked. The Premium version is a one-time purchase that unlocks more options, like recording, playing alarms, displaying messages, taking more photos, and disguising tools in the app drawer.

The upgrade also removes annoying, annoying full-screen ads when configuring the app. Like the Third Eye, they appear continuously.

Overall, CrookCatcher is an okay free option, but it gets a lot better if you upgrade. The tool has both email and device alerts which are great, providing more information than Third Eye.

TipsMake.com has reviewed some reliable applications that allow to take pictures when someone enters the wrong password on your Android phone. Each option has slightly different features and use cases.

Lockwatch is a great free option without any annoying ads. The Third Eye won't do much in the event of a device being stolen, but will catch curious friends. CrookCatcher allows you to view photos both in the app and via email, making it a good choice.

Whichever tool you choose, upgrading to the premium version is well worth considering. And don't forget that taking a picture of someone trying to unlock your phone is just one way to protect it.

1. Top Android apps that are free and discounted May 9, 2022
2. The best Android apps that can replace AirDrop
3. 10 Android Apps You Shouldn't Install
4. 7 Android apps that make the most of your phone's physical buttons
5. 16 unique apps Android TV users should install today
6. 7 best document scanning apps for Android

You finished reading the article "**3 best Android apps to know who unlocked your phone**" edited by the [TipsMake](#) team. We hope this article has provided you with many useful tech tips and tricks. You can search for similar articles on tips and guides. Thank you for reading and for following us regularly.