

20 useful shortcuts when using Windows

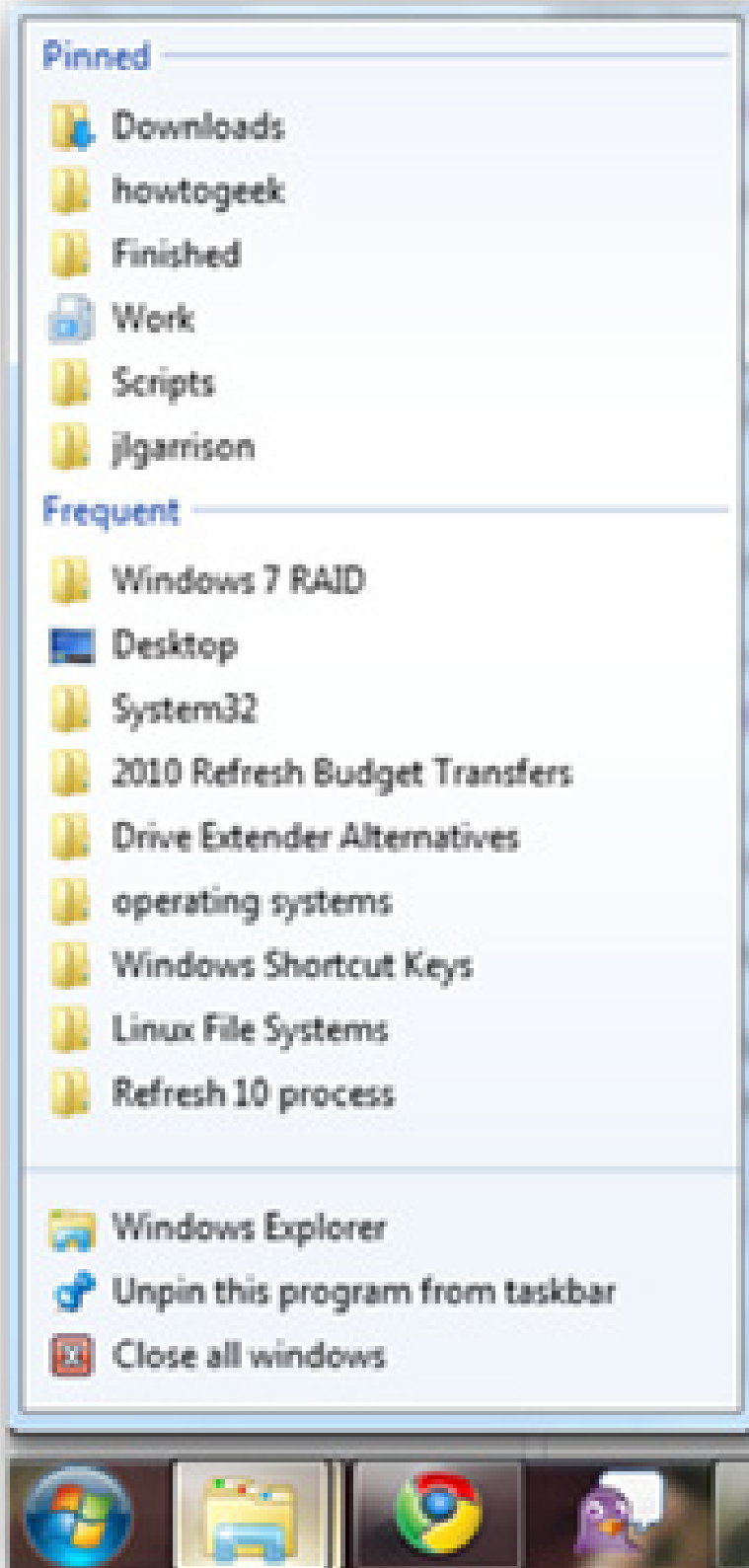
Mastering the keyboard as well as basic or advanced functions will help us improve speed and performance. In the following article, we will introduce you some convenient shortcuts when applying in Windows ...

Mastering the keyboard as well as basic or advanced functions will help us improve speed and performance. In the following article, we will show you some convenient shortcuts when applying in Windows.

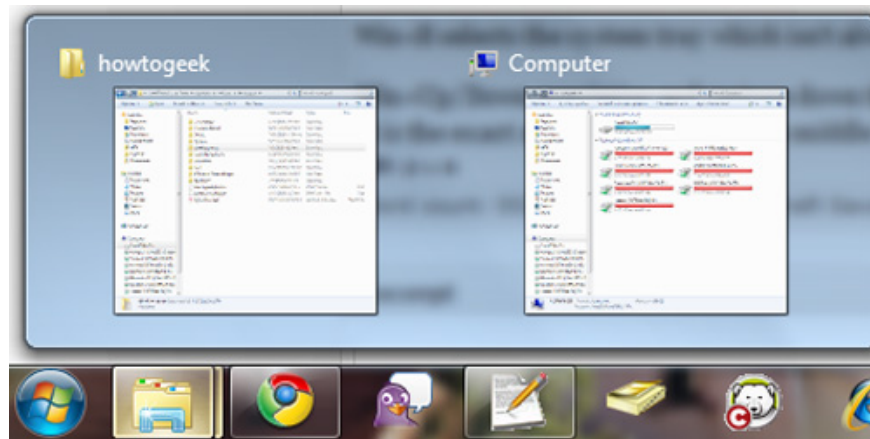
Win + 1, 2, 3, 4 . will start the applications in the taskbar in turn:



Win + Alt + 1, 2, 3 . display options corresponding to the program on the taskbar, then use the mouse to select:

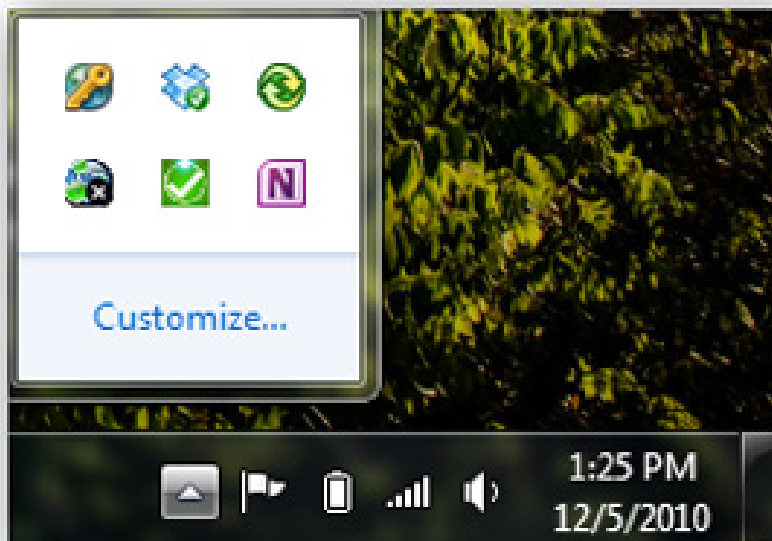


Win + T: rotation option between applications available at taskbar, just like when you move your mouse over these programs, and use the Space or Enter keys to boot:



Win + Home: minimize all programs except the current working window.

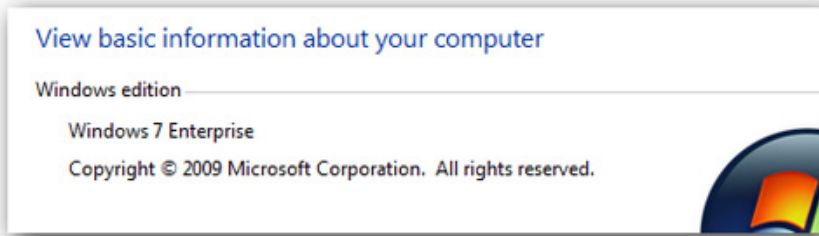
Win + B: select the components in the System tray, not always useful but will need to apply in case the mouse pointer does not work.



Win + Up / Down: open the maximum size and lower the current working window to the system tray.

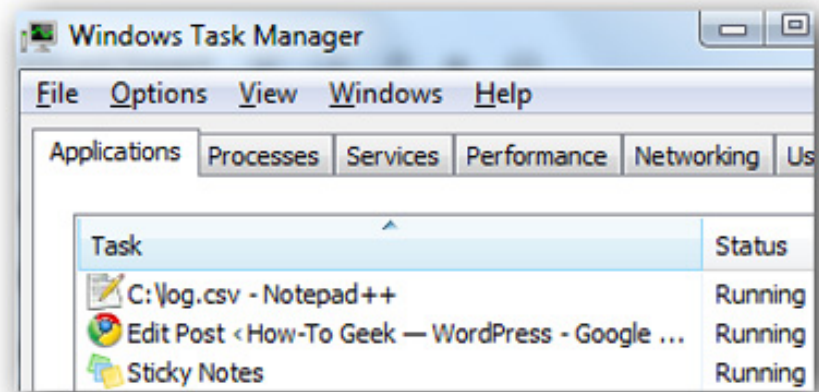
Alt + Esc: is similar to Alt + Tab but in order the programs are opened, and there is no preview mode.

Win + Pause / Break: displays the system properties window:

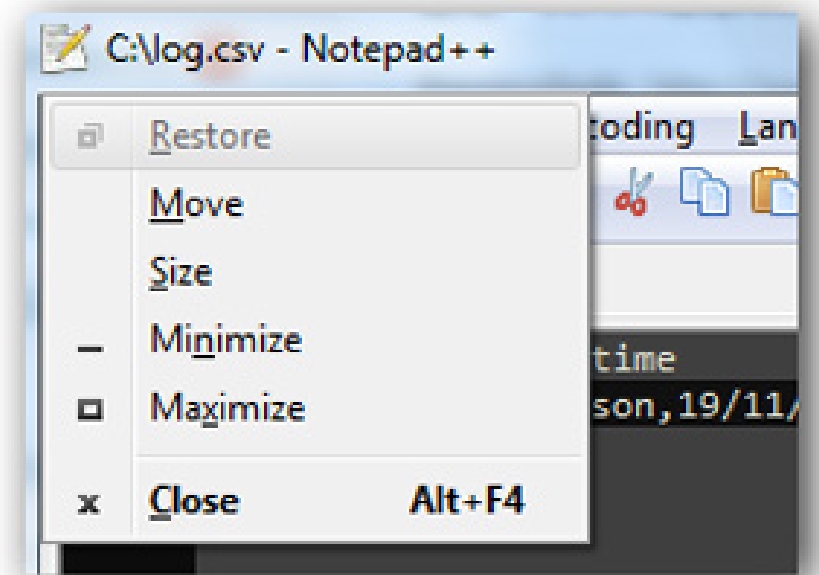


Ctrl + Esc: Display Start Menu

Ctrl + Shift + Esc: Open the Task Manager driver instead of Ctrl + Alt + Del

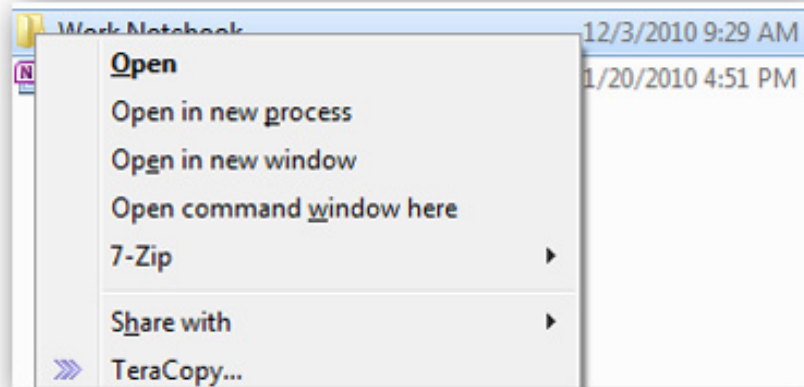


Alt + Space: opens the selection window of the current window with options such as maximize (x), minimize (n), close (c), or move (m). Very useful when the app hangs or doesn't turn off with the usual Alt + F4 shortcut.



Alt + Up : return to the external directory

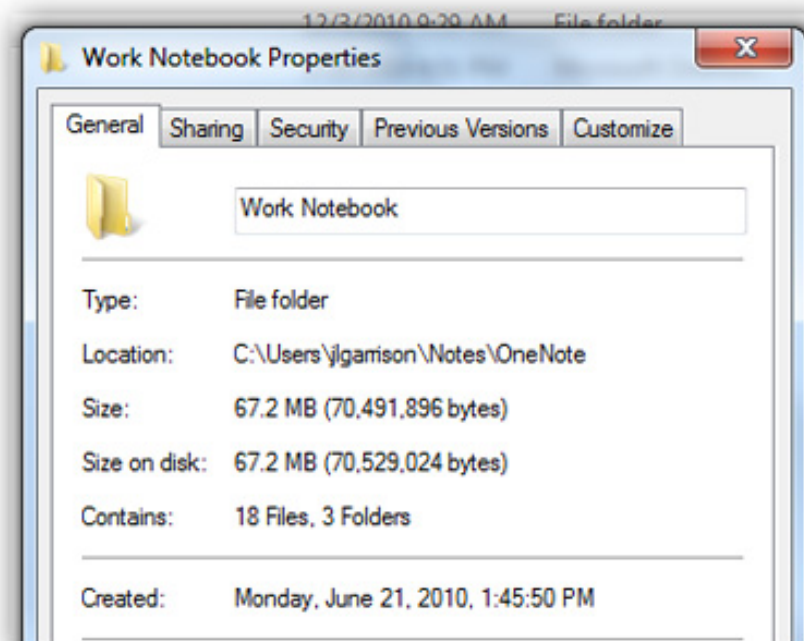
Shift + F10: open Context Menu, also known as right-click menu



Shift + Del: the option is too familiar to most of us, directly deleting files or folders without going through the archive in the 'trash'.

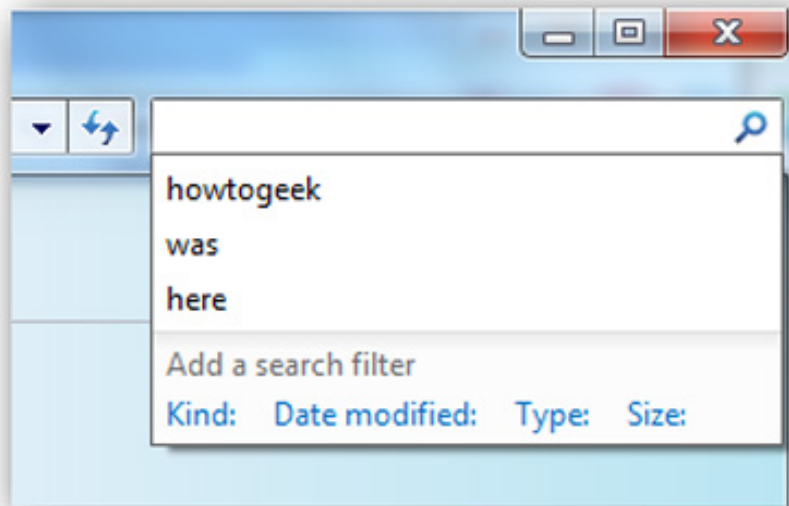
Ctrl + Shift + N: create a new folder in the current directory

Alt + Enter: displays the properties window of the currently selected folder or file



F2 : Rename the folder quickly

F3 : use the search function of Windows Explorer



F6 : switching the current position of the mouse cursor between the left, right control, address bar . can also be used in other programs.

F7 : Quick access to File Menu in Explorer.



You finished reading the article "**20 useful shortcuts when using Windows**" edited by the [TipsMake](#) team. We hope this article has provided you with many useful tech tips and tricks. You can search for similar articles on tips and guides. Thank you for reading and for following us regularly.