

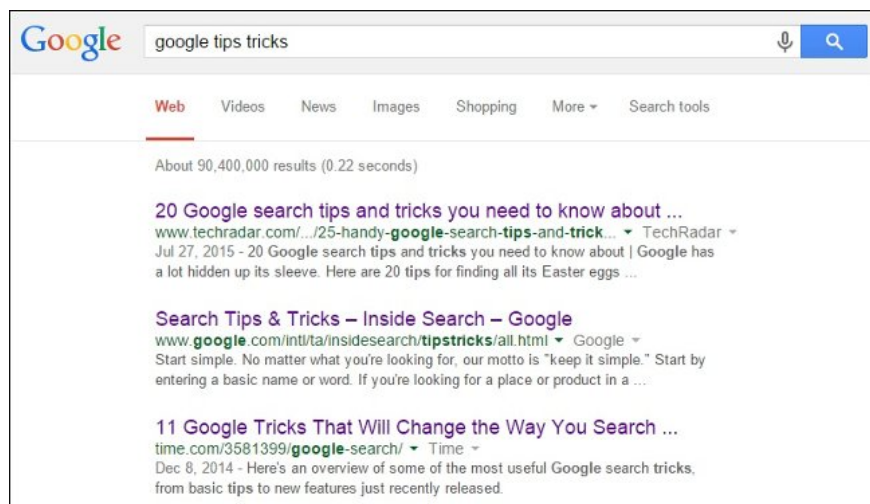
20 'tips' use Google Search effectively, not everyone knows (Part 2)

Let's TipsMake.com find out more 10 tips to use Google Search more effectively to be able to search for information more quickly!

1. 13 extremely interesting websites you may not know about
2. 13 extremely useful mobile apps that make life easier
3. 10 useful things you can do on your computer

You must have read the article 20 "secret" to use Google Search effectively, but not everyone knows (Part 1), right? So in this article, TipsMake.com please give you **10 more "tips" to use Google Search effectively** . Certainly these simple operations will help you find the desired information a lot faster. Invite you to consult!

11. Simple keywords



We will come to the common advice that Google can find a lot of things. That means you don't need to enter everything in such a detailed way. If you want to find the locations of restaurants near you, do the following:

1. Recent Pizza Shops

The Google search system will locate your location, then make choices near where you are most.

12. Add the term to the search bar

Gradually add search terms.



As Google itself suggests, the best method is to start with something simple then gradually get more complicated.

First try: job interviews

Second try: prepare for job interviews

Third try: how to prepare for a job interview

There will be times when Google cannot deliver the results you expect. In this case, continuing to keep things simple is not a good choice. At Google's suggestion, the best method is to start it simple, then gradually complicate it. Please refer to the example below:

1. First time: Job interview
2. 2nd time: Prepare for the job interview
3. Last 3: How to prepare well for a job interview

So Google search system will gradually refine and bring you more and more results that match what you want to refer to. You should not go straight from step one to step three right away because you might ignore what you want to look for when you step up. Millions of websites share an information, but in many different ways, using this technology allows you to get the most complete information from them.

13. Use words in the way websites use

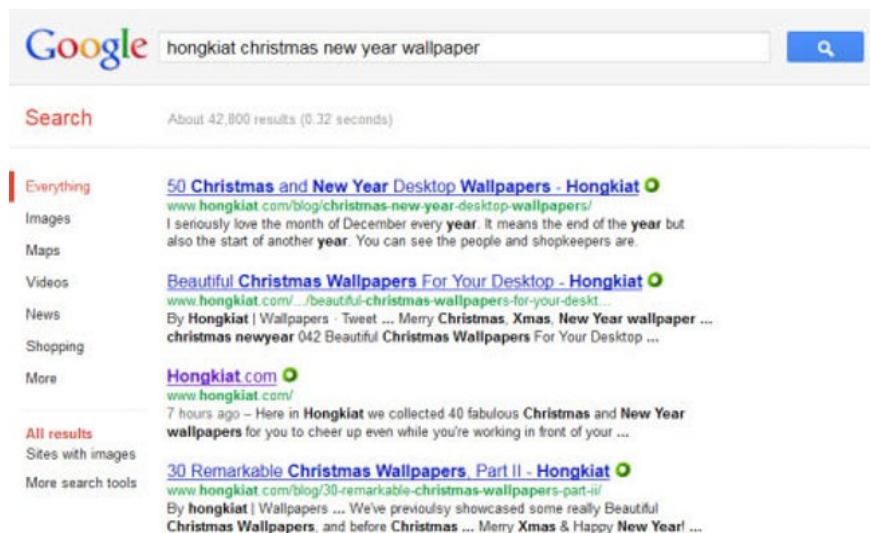
The screenshot shows a Google search interface. The search bar contains the text "The Beginner's Guide to Creating an Effective Business Card". Below the search bar, there are tabs for "Web", "Images", "Videos", "News", "More", and "Search tools". The search results section shows "7 results (0.58 seconds)". The top result is titled "The Beginner's Guide to Creating an Effective Business Card" and is from the website "www.rafichowdhury.com/the-beginners-guide-to-creating-an-effective-b...". The snippet below the title reads: "7 days ago - Guide to Creating an Effective Business Card. Now, Increase Your Business Using Business Card. This Business Card will help you to grow the ...". The second result is titled "effective-business-card - Rafi Chowdhury" and is from the website "www.rafichowdhury.com/the-beginners...to.../effective-business-card/". The snippet below the title reads: "7 days ago - The Beginner's Guide to Creating an Effective Business Card - Five SEO Missteps to Avoid - The Anatomy of a Successful Business Website ...". The third result is titled "Rafi Chowdhury on Twitter: 'The Beginner's Guide to ...'" and is from the URL "https://twitter.com/_rafichowdhury/status/649821773605658624". The snippet below the title reads: "Oct 1, 2015 - ... Blocked Unblock Pending Cancel. Rafi Chowdhury @_rafichowdhury Oct 1. The Beginner's Guide to Creating an Effective Business Card ...".

This is especially important. When using Google to find information on websites, people often use the language they use every day in life. Unfortunately, these sites are not, instead they try to use elaborate words so that it sounds " *professional* ". Please refer below:

1. " *I got a tire spray* " should replace it with " *My wheels have problems* "
2. " *My head hurts* " should be replaced with " *I have a headache* "

The list of such sentences is getting longer. When searching, try to use terms you can find on websites. This will help you get more reliable results.

14. Only use important words

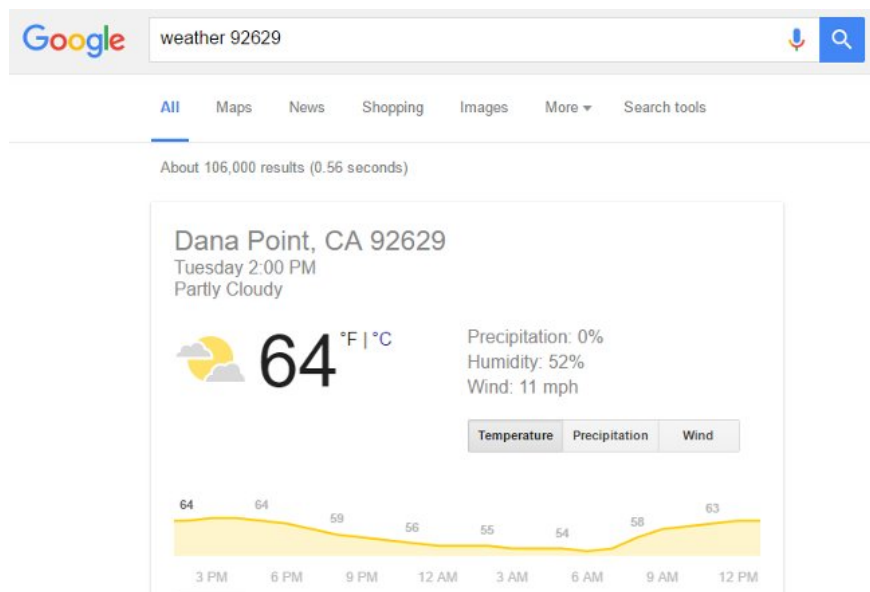


The way Google Search works is to use the data you enter to compare the keywords of online content. When using too many words, you can limit the results yourself. That also means it will take longer to get what you are expecting. Therefore, you should only use important words when searching for something. Refer to the example below:

1. Do not use: " *Where should I find a Chinese food restaurant?* "
2. Instead: " *Recent Chinese Restaurant* "
3. Or: " *Chinese restaurant is close to me* "

Doing so helps Google find what you need without getting in a mess. Remember to keep things simple and use only important words.

15. Shortcuts when using Google Search



There are several ways to enter data that will give you immediate search results. Google will quickly give you the information you need right away with the search results. They will save a lot of time and effort, so you don't have to click on annoying links. Here are a few common shortcuts, please consult.

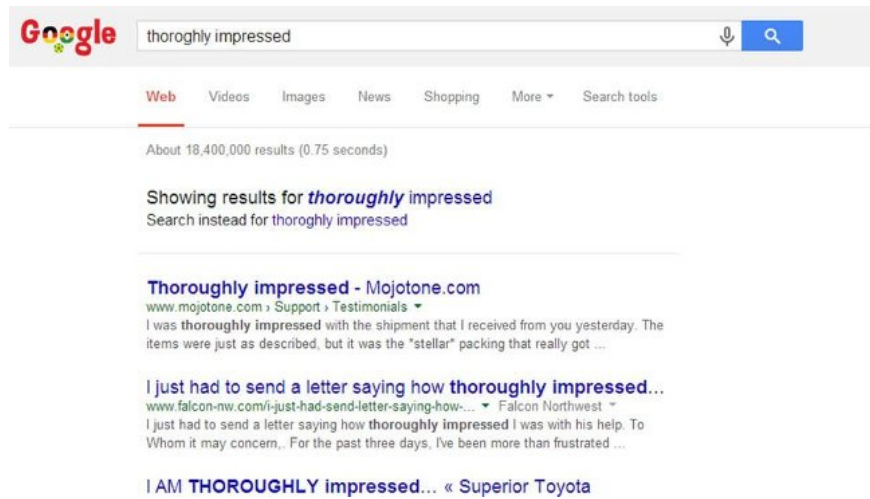
1. **Weather * Zip Code *** - how you can know the weather at the location where the area code you provide. In addition, you can replace the region or city name in the area code section, but that may be incorrect if the city or region has multiple area codes.
2. **What is * Celebrity Name * Bacon Number** - a fun game that will tell you how many steps to connect the public with actor Kevin Bacon. This is the famous joke "*Six Degrees of Kevin Bacon - Kevin Bacon's Six Steps*" means that no actor has more than six steps to connect (*meeting - acting together - collaborating .*) with rice guy this one. Mark Zuckerberg has a Bacon index of 3.

The following syntax is in another category:

1. **What is the definition of * world * or define: * world *** - this way will expose definitions of the world to you.
2. **Time * place *** - With this syntax you will know your local time anywhere you want.
3. Also, you can know the stock value of any company when you enter that company's name in Google. If you enter GOOG you will know the stock price of "*Google my home*".

Quick commands will help you find results quickly without having to click multiple times, in other words "*just one click, the whole world will come to you*". This will be helpful if you need to constantly search for certain information.

16. Spelling is not so much a problem

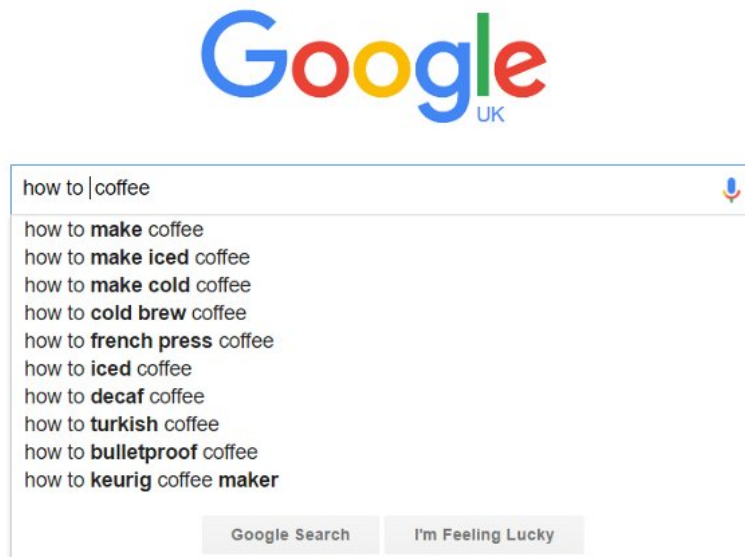


Over the years, Google has gradually become smarter. You don't even need to write a word or sentence today. Just " *approximate* " is fine, Google will guess its meaning. Here is an example:

1. If you enter " *Nver Gna Gve Yo up* " Google will automatically understand that you want to find " *Never gonna give you up* ". If you deliberately write incorrectly, Google will suggest possible options.

This is great if you happen to forget or not entirely sure how to write a word, right? Moreover, this application can be used for both capitalization and grammatical errors.

17. Use many ways to describe what you want

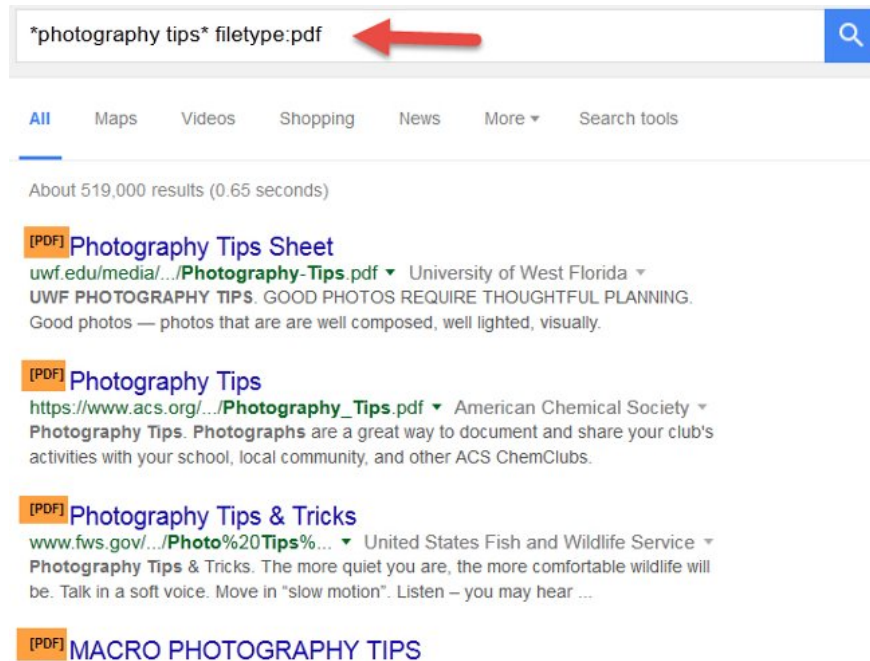


There are many things that can be searched in many ways. As words with the same sound, you can take the example of " *life hack* ". " *Hack* " is the term for a computer programmer to break the security of a network or system. However, when we link it to the word " *life* " it turns into meaning advice or tips that people can use to improve their lives. So, if you have problems while looking for something, try to figure out how to describe what you want with other ways.

1. You can enter " *How to update the hard drive for free* "
2. While, you want to say " *Troubleshooting hard drive free* "

There is really no concrete example of this. If you want to find something that can't be found, try asking the same question but in many different ways, it can be very helpful.

18. Find a specific file



The screenshot shows a Google search interface. The search bar contains the query "*photography tips* filetype:pdf" with a red arrow pointing to it. Below the search bar, there are tabs for "All", "Maps", "Videos", "Shopping", "News", "More", and "Search tools". The search results show "About 519,000 results (0.65 seconds)". The first result is a PDF titled "Photography Tips Sheet" from the University of West Florida. The second result is a PDF titled "Photography Tips" from the American Chemical Society. The third result is a PDF titled "Photography Tips & Tricks" from the United States Fish and Wildlife Service. The fourth result is a PDF titled "MACRO PHOTOGRAPHY TIPS".

A special function of Google that is often forgotten is to search for a file. This can be an extremely useful assistant if you are looking for a PDF or Powerpoint file for your project. Try the syntax:

1. * Name of the file type to search * filetype: pdf

Based on the above example, you can easily change the name and extension of the format of the file you want to expand, satisfying the diverse search needs. This is the most useful thing for academic purposes, both business presentations or any kind of presentation can need it.

19. Currency and unit conversion



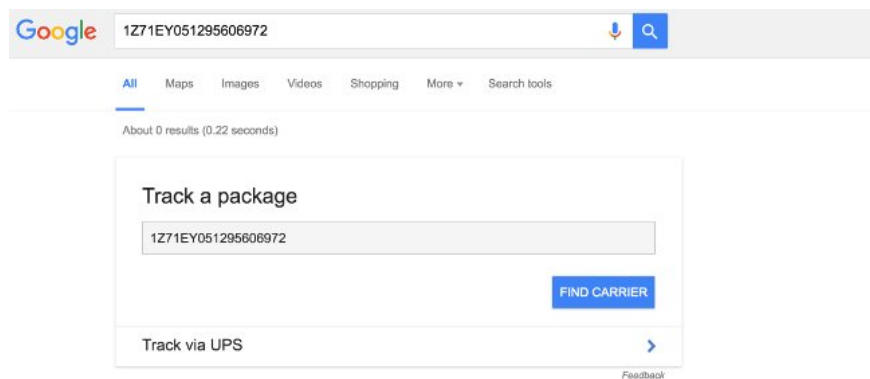
The screenshot shows Google's currency conversion tool. The search bar contains the query "1 USD in australian money". The search button is labeled "Search". Below the search bar, there is a "Web" tab. The results show a calculator icon and the text "1 U.S. dollar = 1.04014978 Australian dollars". Below this, there is a disclaimer: "Rates provided for information only - [see disclaimer](#). [More about currency conversion](#)."

Google Search can quickly and accurately convert both currencies and units of measurement. In addition, you can apply this method to many things, such as checking the monetary value of the two countries. If you are a student, you may need this way to change from feet to meters, or from ounces to liters. And here's how to do it:

1. **Mile to km** - the syntax changes *from miles to kilometers* . You can place a number in front of the unit to determine a specific number. Like " *10 miles to km* " will tell you how many kilometers will be 10 miles.
2. **Usd to British Pound Sterling** . You will know how many pounds will be exchanged for US \$ 1. With the same rules, you can compare the value of many currencies of the countries in the world.

This tip is aimed at students and business people who are involved in foreign currencies, but you will be surprised to know that countless people with different careers are using it.

20. Find luggage



Finally, use Google Search to find out where your luggage is now. You can directly enter your luggage code into the Google search bar, whether you are using UPS, USPS or Fedex services and it will tell you exactly where your baggage is. This is much easier than accessing the website of these services, waiting to download the program and then finding your luggage there. Simply enter your luggage code and enter, that's it.

Epilogue

Google Search is a very powerful tool. When applying these *tips* , you can find anything or even everything you may need on the *World Wide Web* . No matter if it's a Wikipedia definition for a school essay or finding the latest stock price, even finding the words of your favorite song is as easy as eating a cake for Google Search.

Author: *Joseph Hindy*

Having fun!

You finished reading the article "**20 'tips' use Google Search effectively, not everyone knows (Part 2)**" edited by the [TipsMake](#) team. We hope this article has provided you with many useful tech tips and tricks. You can search for similar articles on tips and guides. Thank you for reading and for following us regularly.