

# 20 best USB boot software

20 this USB boot software will help you create USB boot, USB install Win quickly, easily, even can create USB boot containing many operating systems.

Have you ever wanted to create a USB boot on Windows, Linux or any ISO drive? If so, here is a list of software that can help users create USB boot. This USB boot contains the installation file for Windows operating system, Linux CD, Ultimate boot disk, Hiren's Boot CD, Antivirus Rescue CD, etc., can even contain multiple operating systems at the same time.

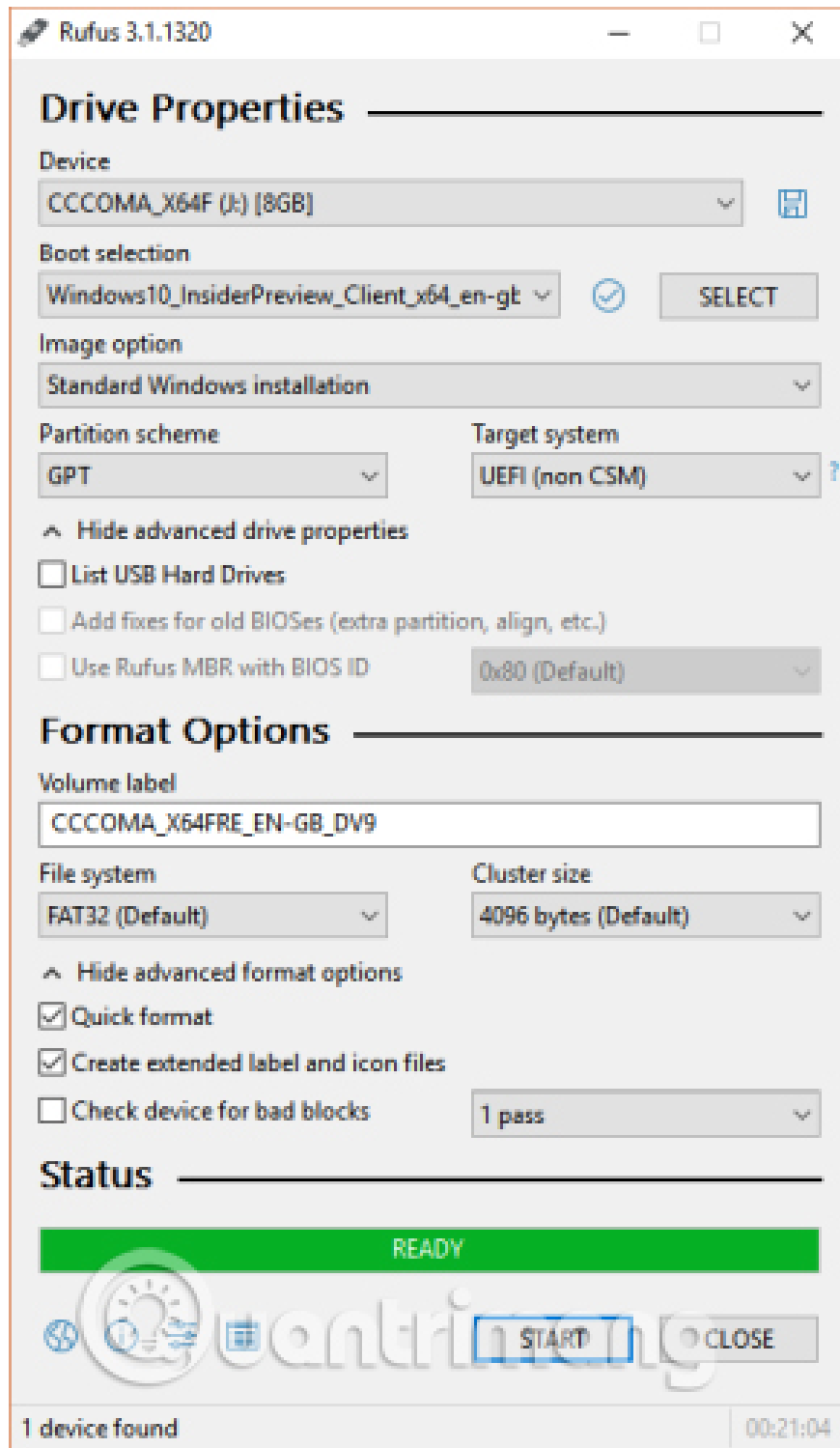
## The best USB boot creation tools

1. Rufus
2. Windows USB / DVD Download Tool
3. RMPrepUSB
4. YUMI
5. Novicorp WinToFlash
6. UNetbootin
7. A Bootable USB
8. Setup from USB
9. OStoGO
10. WinSetupFromUSB
11. FlashBoot
12. XBoot
13. SARDU
14. Universal USB Installer
15. LiveUSB Install
16. MultiSystem (Linux)
17. Fedora LiveUSB Creator
18. CD 2 USB
19. ISO to USB
20. ISO2Disc

## 1. Rufus

**Features:** Partitioning system (Partition scheme), file system, automatic ISO file detection, target system type, boot mode, bad sector, ISO recording mode.

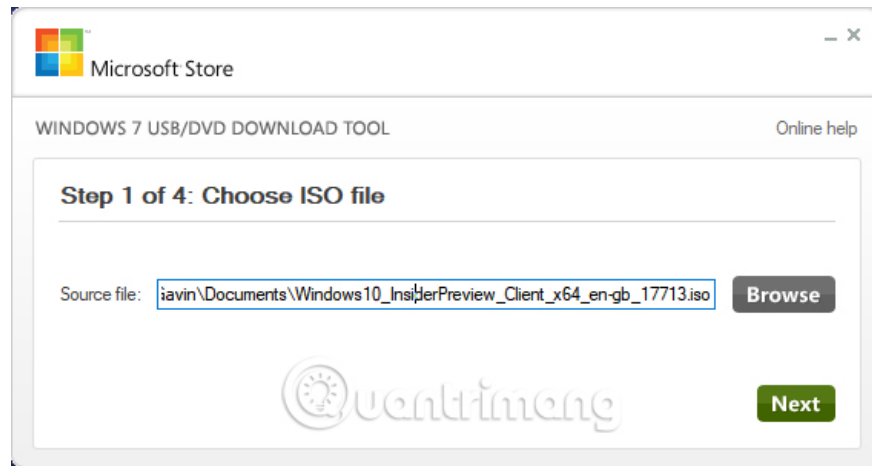
1. [How to create USB Boot, USB install Windows by Rufus](#)



Rufus is a very small executable file that has been continuously improved over the years to provide the best services. In addition to the standard ISO options such as cluster size and file system, Rufus is now able to detect settings for the ISO you select and fill in the optimal settings. In addition, it also has an **Advanced Mode** hidden with additional options. Rufus has 21 minutes and 12 seconds, but not the fastest, but it's a great USB boot tool.

[Download : Rufus](#)

## 2. Windows USB / DVD Download Tool



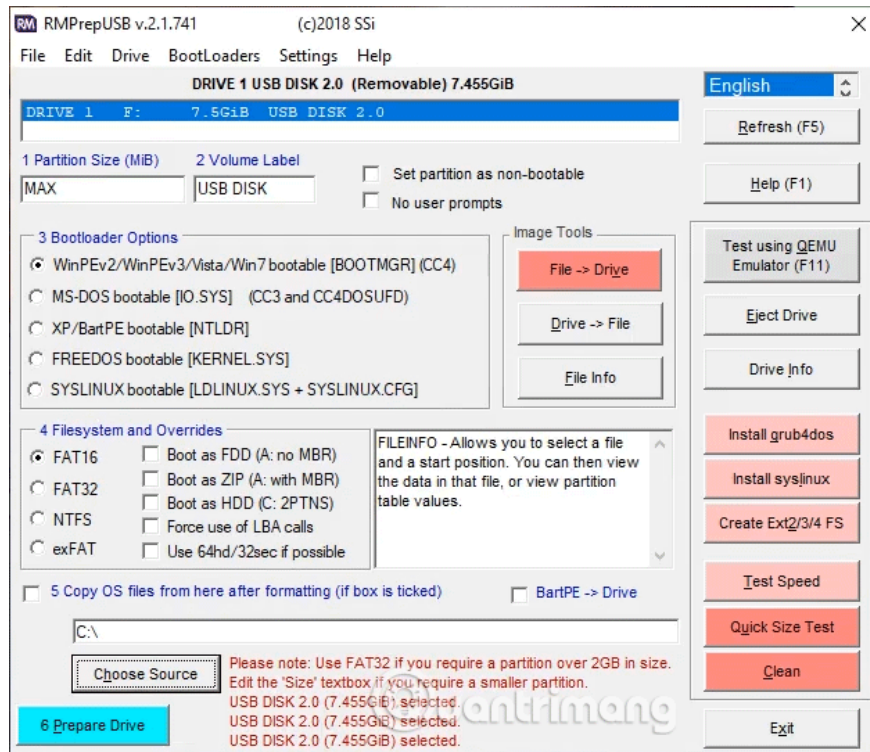
Creating USB boot with this tool is extremely simple, just select the ISO file, select the media type: USB or DVD then click on **Begin Copying** and turn it off, that's it. With a simple interface and only two options, Windows USB / DVD Download Tool is the simplest USB boot tool. It has a speed of 17 minutes 51 seconds.

1. [Instructions to create USB installation, boot Windows with Windows 7 USB Download Tool](#)

[Download : Windows USB / DVD Download Tool](#)

## 3. RMPrepUSB

**Features :** Optional bootloader, file system, override, grub4dos, syslinux, QEMU.

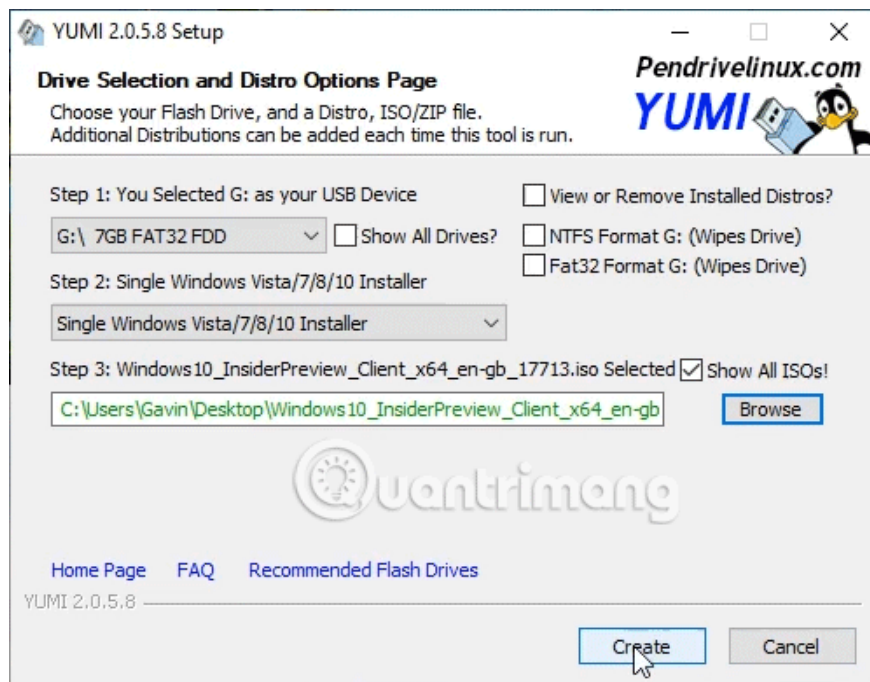


RMPrepUSB is one of the most complete USB creation tools on this list. In addition to the above features, it also has other bootloaders, DiskDoctor, Speed ??Test and individual user configuration for the prepared drive. RMPrepUSB is 21 minutes 38 seconds, close to Rufus's speed, but other features can compensate for this slow speed.

[Download : RMPrepUSB](#)

## 4. YUMI

**Features :** Multiboot, automatically download ISO file

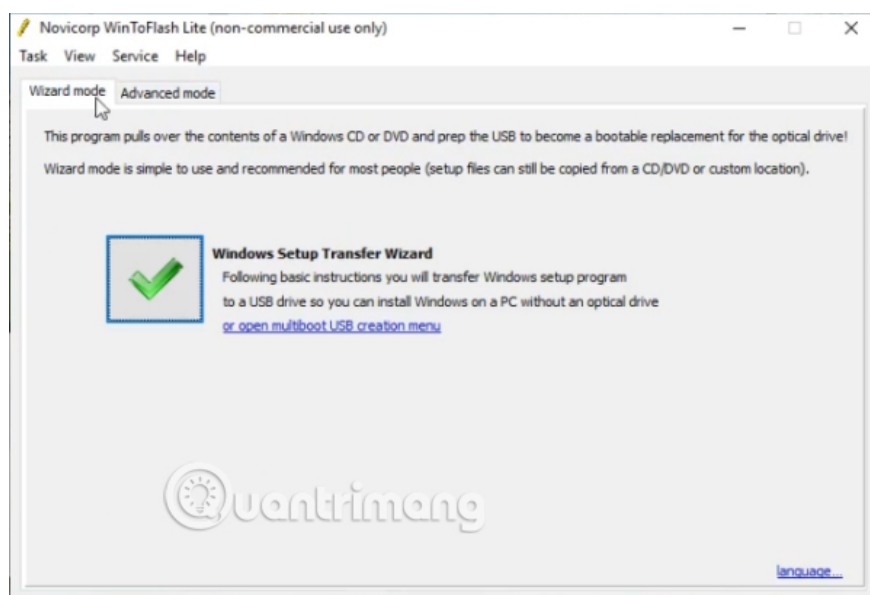


YUMI (Your Universal Multiboot Installer) is a MultiBoot USB creation tool that is easy to use. When you start the tool, scroll down to the distribution list and select the corresponding ISO file on the system from the box below. YUMI achieved a rather fast speed of 17 minutes 46 seconds.

[Download : YUMI](#)

## 5. Novicorp WinToFlash

**Features:** Multiboot, grub4dos, optional bootloader, burning wizard, file system, burning profile, automatic ISO download.

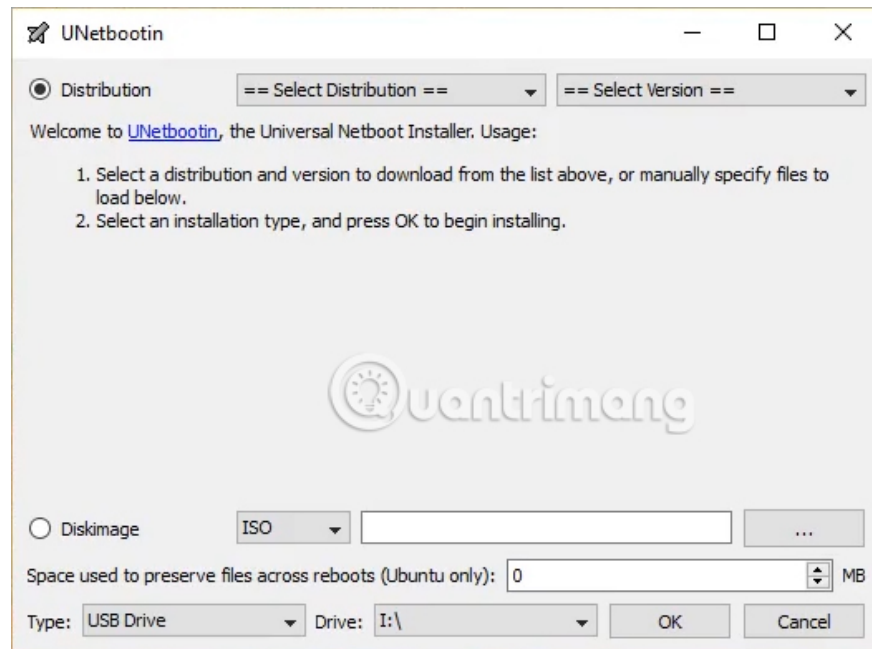


Novicorp WinToFlash is a popular USB boot utility with a handy disk burning guide. This wizard will guide you through the burning process. WinToFlash allows users to create multiboot USB, automatically download missing ISO. It has a speed of 22 minutes 1 second, which is consistent with the speed of burning instructions.

[Download : Novicorp WinToFlash](#)

## 6. UNetbootin

**Features :** grub4dos, automatic download ISO (Linux only), syslinux



UNetbootin is primarily a Linux LiveUSB burning tool, but it also works well with Windows. The UNetbootin utility is not flashy, but it comes with some convenient features such as automatically downloading Linux distributions so you can choose the popular distros and other system utility tools. UNetbootin has a speed of 22 minutes 1 second which is equal to the speed of WinToFlash.

[Download : UNetbootin](#)

## 7. A Bootable USB

A Bootable USB is a small application that allows users to install Windows Vista / 2008/7 from a USB drive. Besides, it has a few other options and works with the x64 version of Windows operating system.

A bootable USB



# A Bootable USB

*(Create bootable USB drive  
to install Windows 7)*

An AskVG.com Exclusive App

## Format USB

Check USB

Format USB

DVD Version

## Choose DVD

Check DVD

Start DVD

ISO Version

## ISO version

Use temp folder     Use user folder

F:\Windows\TEMP\Temp\_Extraction

Open ISO

Start ISO

Options

Exit

About

[Download : A Bootable USB](#)

## 8. Setup from USB

This is a simple but very easy to use application to create a bootable Windows Vista / 7 USB drive. However, when using this application, users need to have .NetFramework 4.x or higher.

[Download : Setup from USB](#)

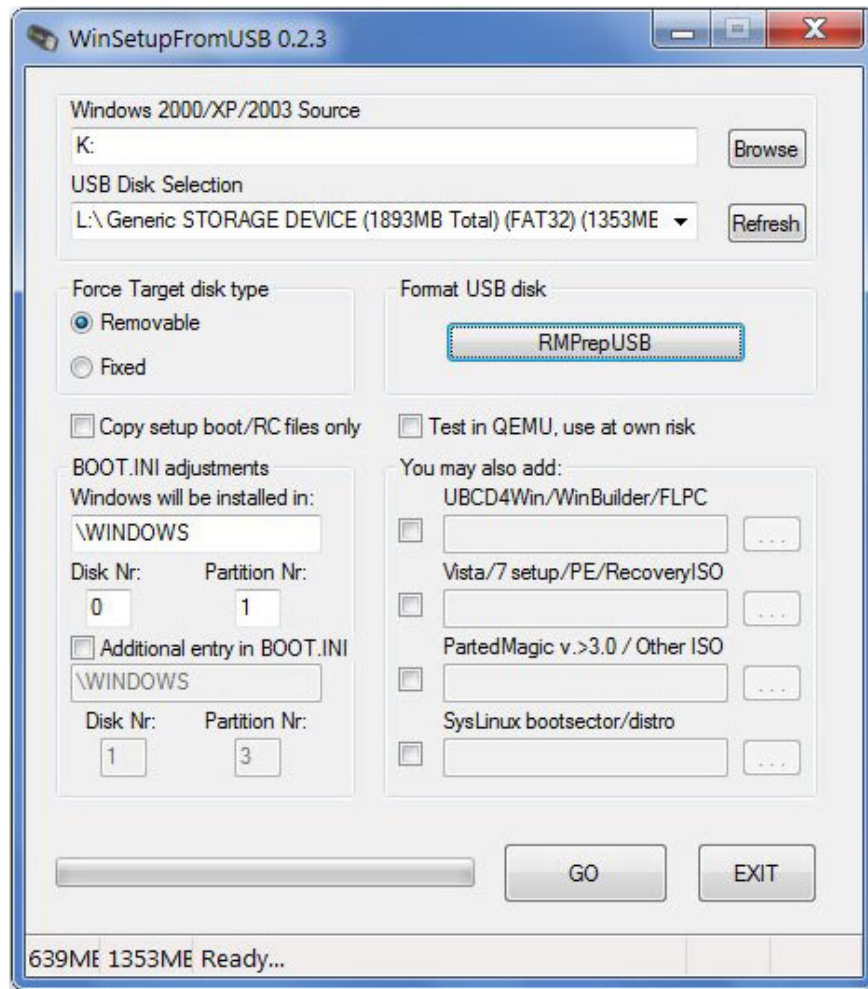
## 9. OStoGO

A small application to transfer Windows Vista / 7 DVD discs to USB drives.

[Download : OStoGO](#)

## 10. WinSetupFromUSB

A good application but when used should be careful: **WinSetupFromUSB**. This tool helps Users create bootable Windows or Linux USB drives. Besides, it also allows users to try in QEMU.



[Download : WinSetupFromUSB](#)

## 11. FlashBoot

A great software, you can transfer Windows XP / Vista / 7 to a USB drive. This software costs about \$ 38 USD (looks expensive, equivalent to IDM).

[Download : FlashBoot](#)

## 12. XBoot

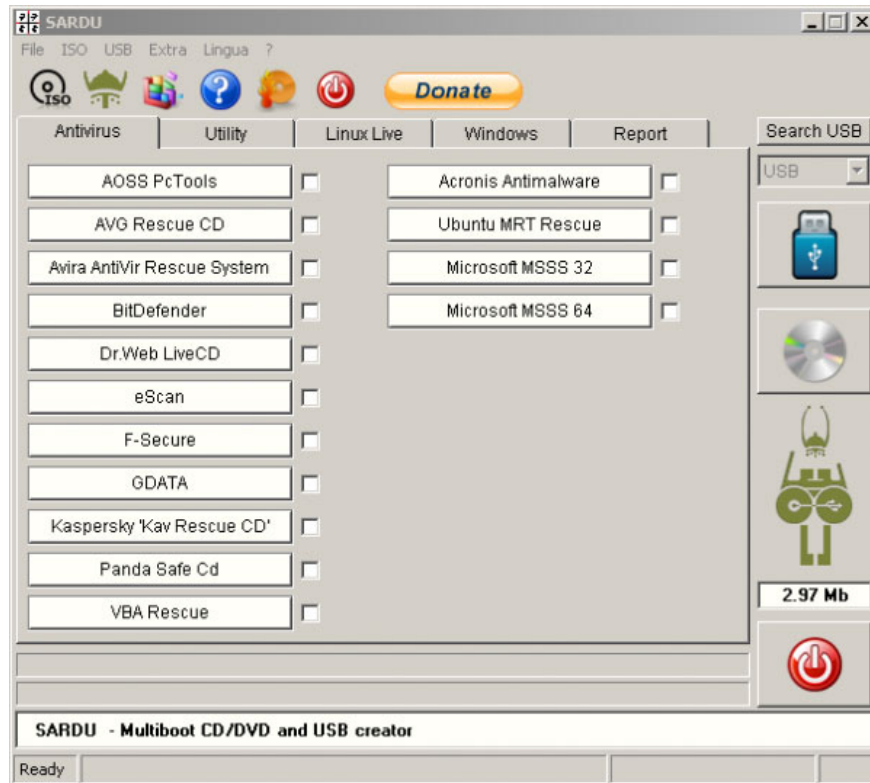
XBoot is a great software, able to create Multiboot USB / ISO for Linux, Live CDs, Antivirus Utilities . A useful feature of Xboot is that it allows users to check the USB created right in Windows.

1. [Create multifunctional USB boot with XBoot](#)

[Download : XBoot](#)

## 13. SARDU

SARDU is software that can create Multibootable ISO and USB drive. This drive contains some antivirus software, tools, current versions of Linux and Windows. All you need to do is transfer the ISO file to the ISO folder and enjoy it on the USB drive.



[Download : SARDU](#)

## 14. Universal USB Installer

This is a very useful application, similar to YUMI, except that it does not support MultiBoot. However, it supports many versions of Linux, antivirus tools, Windows Vista, Windows 7, Hiren's Boot CD, . Besides, this software also supports downloading ISO files for users.

[Download : Universal USB Installer](#)

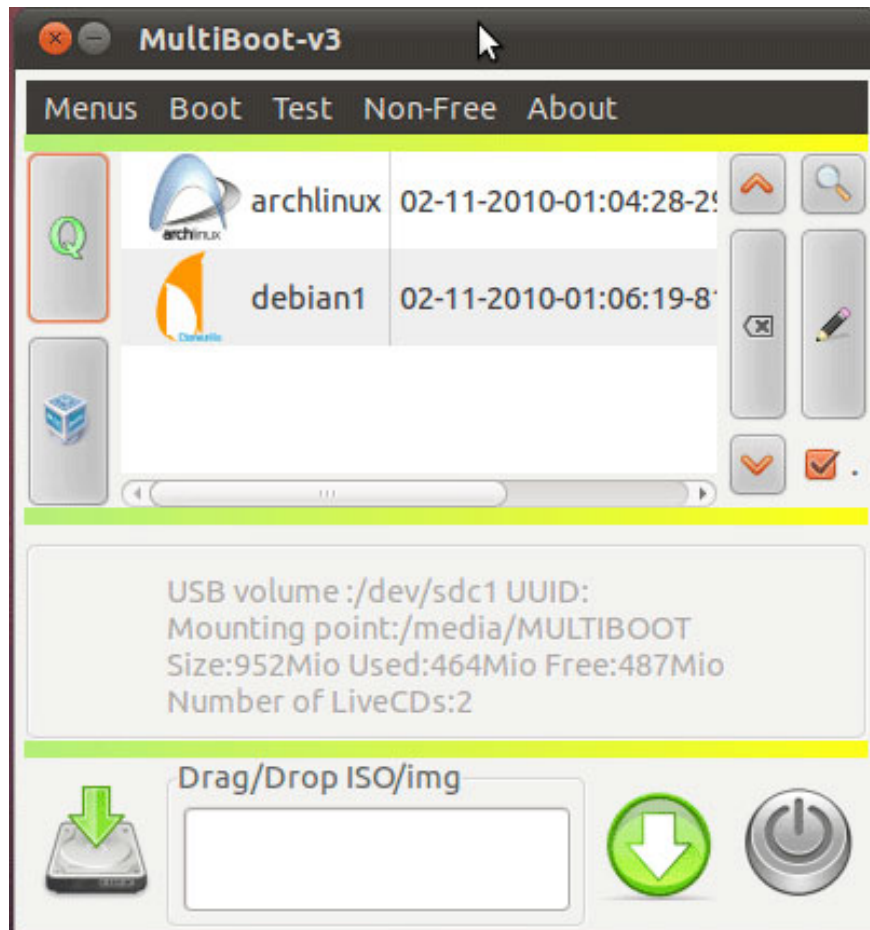
## 15. LiveUSB Install

A small application that users can use to create a bootable Linux drive (with many versions supported with some antivirus tools, hard drive rescue, .). Users also have a number of other options, including the ability to burn .img files to USB drives.

[Download : LiveUSB Install](#)

## 16. MultiSystem (Linux)

This application is only for Linux users who can use it to create a bootable Linux USB drive.



[Download : MultiSystem](#)

## 17. Fedora LiveUSB Creator

A small application will help users to transfer Fedora ISO files to USB drives.

[Download : Fedora LiveUSB Creator](#)

## 18. CD 2 USB

CD 2 USB is a tool that is a bit like the command, can create a bootable USB drive for Ubuntu. This application does not format the USB drive and install the bootloader on the drive.

[Download : CD 2 USB](#)

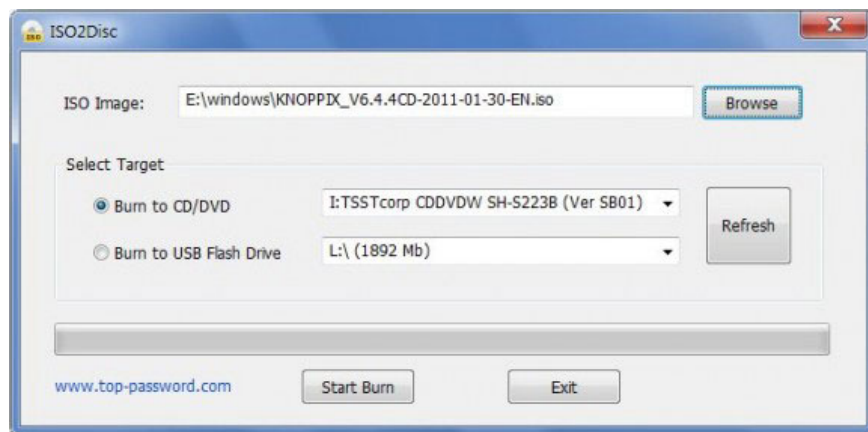
## 19. ISO to USB

ISO to USB is a simple application that can create a bootable USB drive from a Bootable ISO file.

[Download : ISO to USB](#)

## 20. ISO2Disc

ISO2Disc is a small tool, capable of burning ISO files to CD / DVD or USB Flash drive.



[Download : ISO2Disc](#)

Good luck!

You finished reading the article "**20 best USB boot software**" edited by the [TipsMake](#) team. We hope this article has provided you with many useful tech tips and tricks. You can search for similar articles on tips and guides. Thank you for reading and for following us regularly.