

2 ways to turn off the sound when taking photos on Samsung

On Android phones in general and on Samsung phones in particular most of them emit a 'split' sound when taking photos at the default setting. This sound is relatively large and many times will cause trouble for you. So, in case you take photos in silent conditions, it is best to turn off this photography sound to avoid affecting those around you.

On Android phones in general and on Samsung phones in particular most of them emit a 'split' sound when taking photos at the default setting. This sound is relatively large and many times will cause trouble for you. So, in case you take photos in silent conditions, it is best to turn off this photography sound to avoid affecting those around you. And the following article will show you how to turn off the sound when taking photos on Samsung.

1. Instructions to turn off audio capture on iPhone Lock iOS 10
2. How to turn off Viber message notification sound on Android
3. How to turn off all alarms on Android

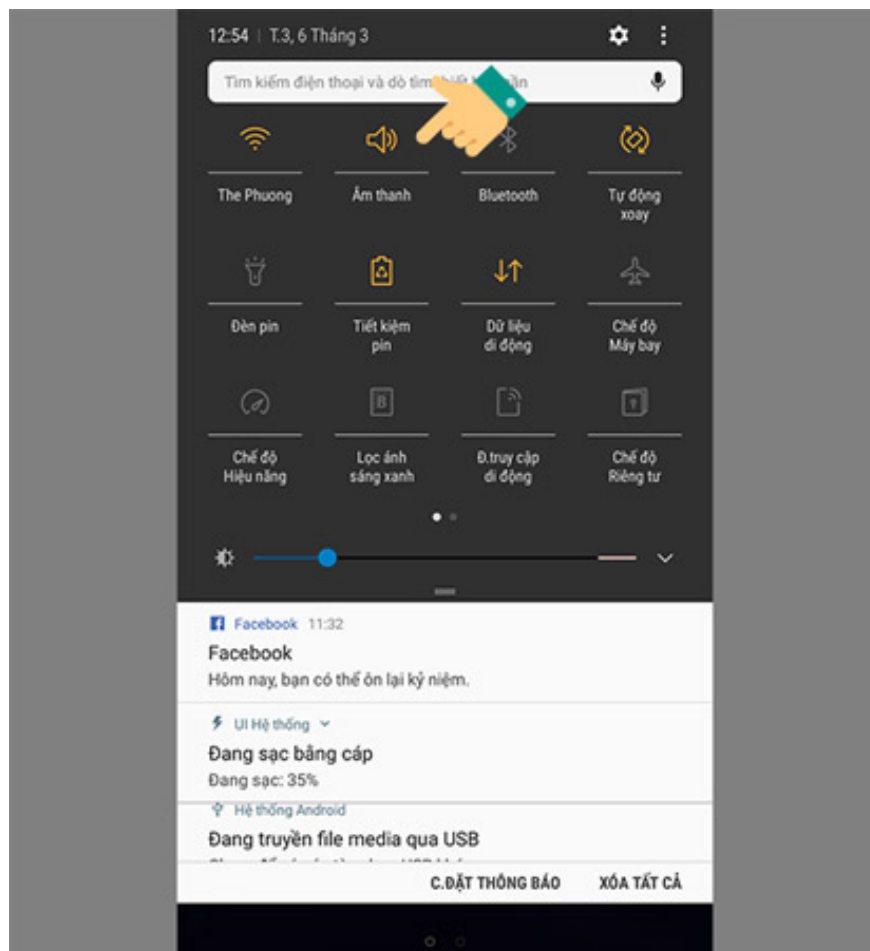
How to turn off the sound when taking photos on Samsung

In order to perform image shutting down on Samsung, we have the following ways:

Method 1: Quickly switch silent mode on the device

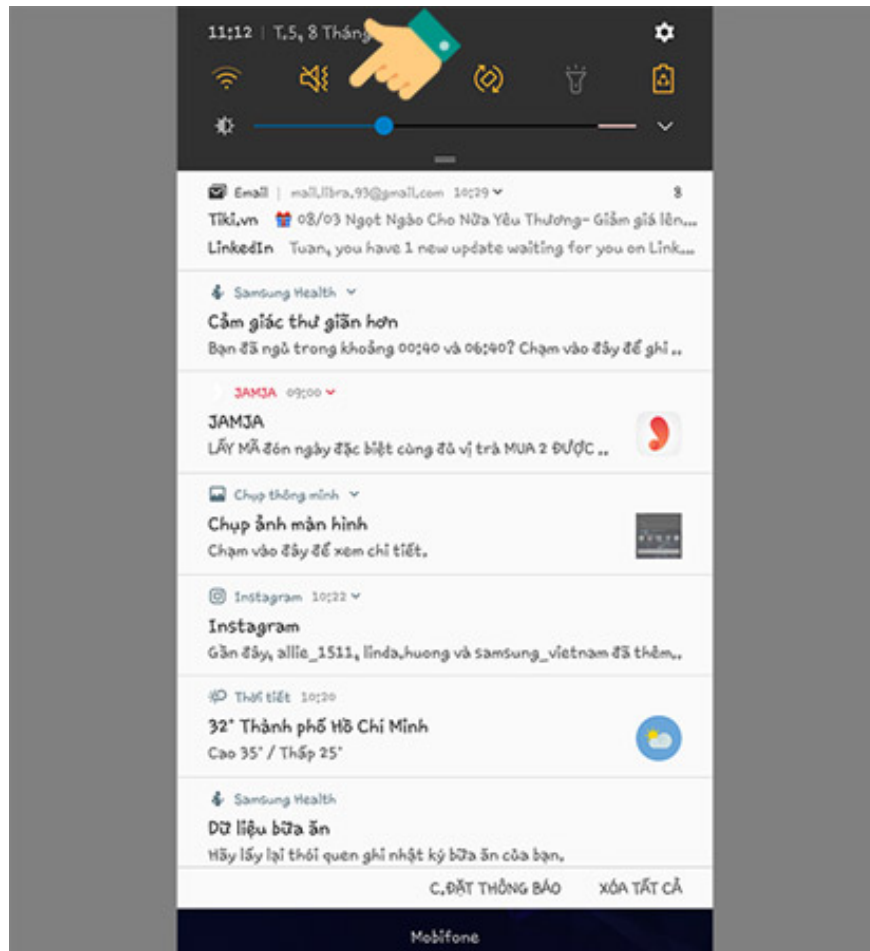
Step 1:

From the Samsung phone screen, slide the top-down status bar to call up the quick access toolbar.



Step 2:

Select the sound mode icon (speaker image) to proceed to switch the sound mode to silence. If you want to operate faster, you can also press the volume down key repeatedly until the silent mode icon appears.



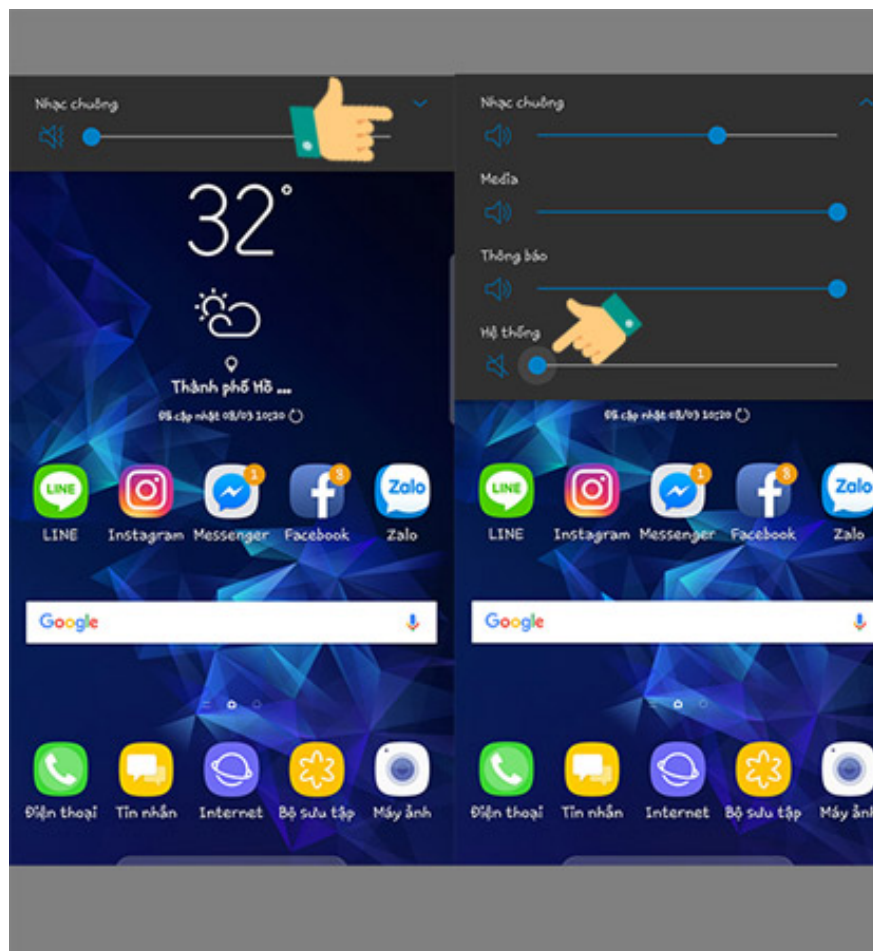
Step 3:

Access the camera section, take a test shot to check if the sound is turned off completely.

Method 2: Turn off the system sound

Step 1:

You press the volume key up or down to move to the volume adjustment area. Then, select the Down arrow key and the System volume down key, then turn off the Samsung capture sound successfully.



Step 2:

Similar to the above method, try taking a picture to check, make sure the result is taken in the Samsung face-to-face camera.

The above are two ways to enable you to take a picture off sound on Samsung, hopefully these ways will help you set up and mute the camera on the device and be more comfortable taking beautiful photos for myself.

Good luck!

See more:

1. Instructions for turning on the virtual Home key on Samsung
2. To turn on vibrating alert when receiving and ending calls on Samsung
3. 4 customizable interface makes Galaxy S8, S9, A8 and Note 8 more beautiful

You finished reading the article "**2 ways to turn off the sound when taking photos on Samsung**" edited by the [TipsMake](#) team. We hope this article has provided you with many useful tech tips and tricks. You can search for similar articles on tips and guides. Thank you for reading and for following us regularly.