

2 more ways to download YouTube videos on computers, phones without using software?

There are now many ways to download YouTube videos to your computer, Android phone, but there are still many tips and other ways to download YouTube videos to your computer and laptop without using any software, other than your browser.

There are now many ways to download YouTube videos to your computer, Android phones (you can refer to the articles below), but there are still many tips and other ways to download YouTube videos to your computer, laptop without using any software, other than your browser. In the article below, TipsMake.com will introduce you how to use Chrome browser, Firefox to download videos, movies or music from YouTube to your computer (except Coc Coc, the browser already has an add-on support already).

1. Some ways to download YouTube videos to laptops fastest.
2. How to download videos from YouTube to Android phones and tablets?
3. 7 ways to download videos on Youtube quickly and simply

1. Insert "magic" into the URL:

Step 1:

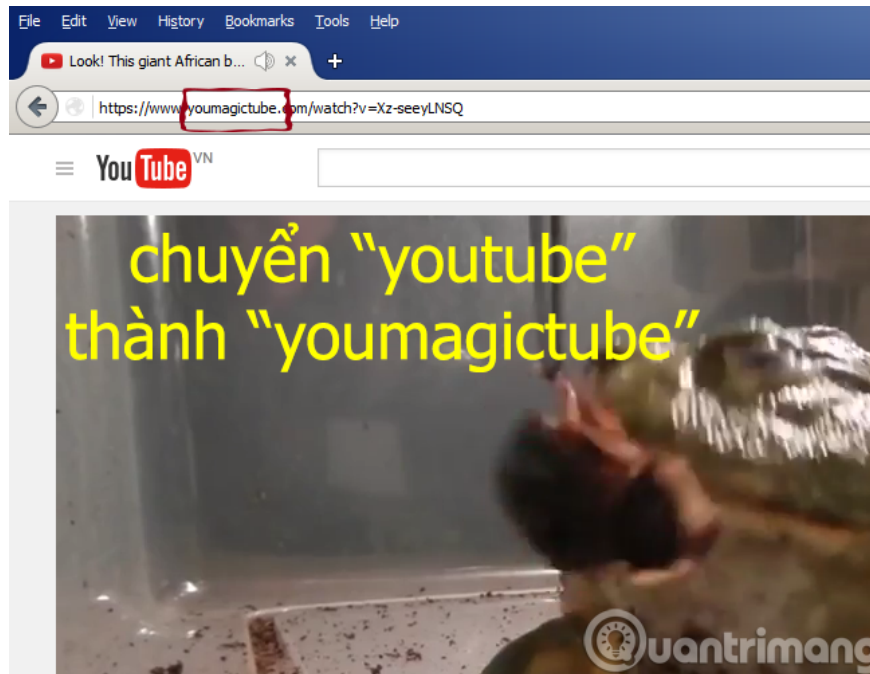
You open any YouTube video in the browser, as the example here I open a video about animals:

1. <https://www.youtube.com/watch?v=Xz-seeyLNSQ>

Step 2:

We just need to insert the word " **magic** " between " **you** " and " **tube** " as below:

1. <https://www.youtube.com/watch?v=Xz-seeyLNSQ>
2. will become <https://www.youmagictube.com/watch?v=Xz-seeyLNSQ>



Press Enter, and the browser will automatically switch to the address to download YouTube videos of the **Save-Video** service, just press the Download button, then select the resolution of the desired video:

Description

The African Bullfrog (*Pyxicephalus adspersus*) is one of the more (23 cm). Females are much smaller. In nearly all species frog with a large head. Mouth is large. The inner toes of the digging. There is little webbing on the feet. This video show worm, coachroach...

[Download Video](#)

[MP4\(1280 x 720\) HD](#)
[WEB\(480 x 360\)](#)
[MP4\(480 x 360\)](#)
[FLV\(320 x 240\)](#)
[3GP\(320 x 240\)](#)
[3GP\(176 x 144\)](#)
[MP3 NEW](#)

Link to download YouTube videos will appear, you click to start downloading to your computer.

Note:

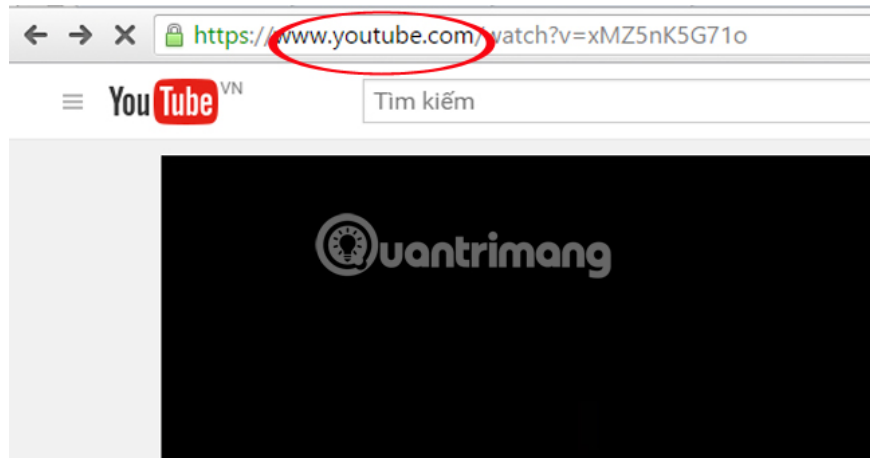
This way will make the browser open more advertising windows, popup . you should use Adblock to block ads, popup on Firefox or Chrome!

1. How to block ads, thoroughly popup on the browser with AdBlock!

2. Change the YouTube URL to Youtu:

Step 1:

You open a video on Youtube. Then delete the word "**youtube**" at the URL link to "**yout**". The rest remains the same.

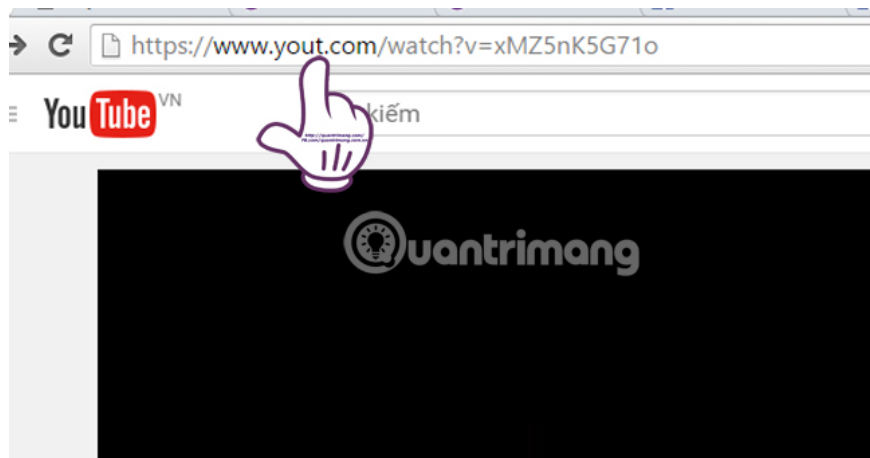


For example, I have the following YouTube link:

`https://www.youtube.com/watch?v=xMZ5nK5G71o`

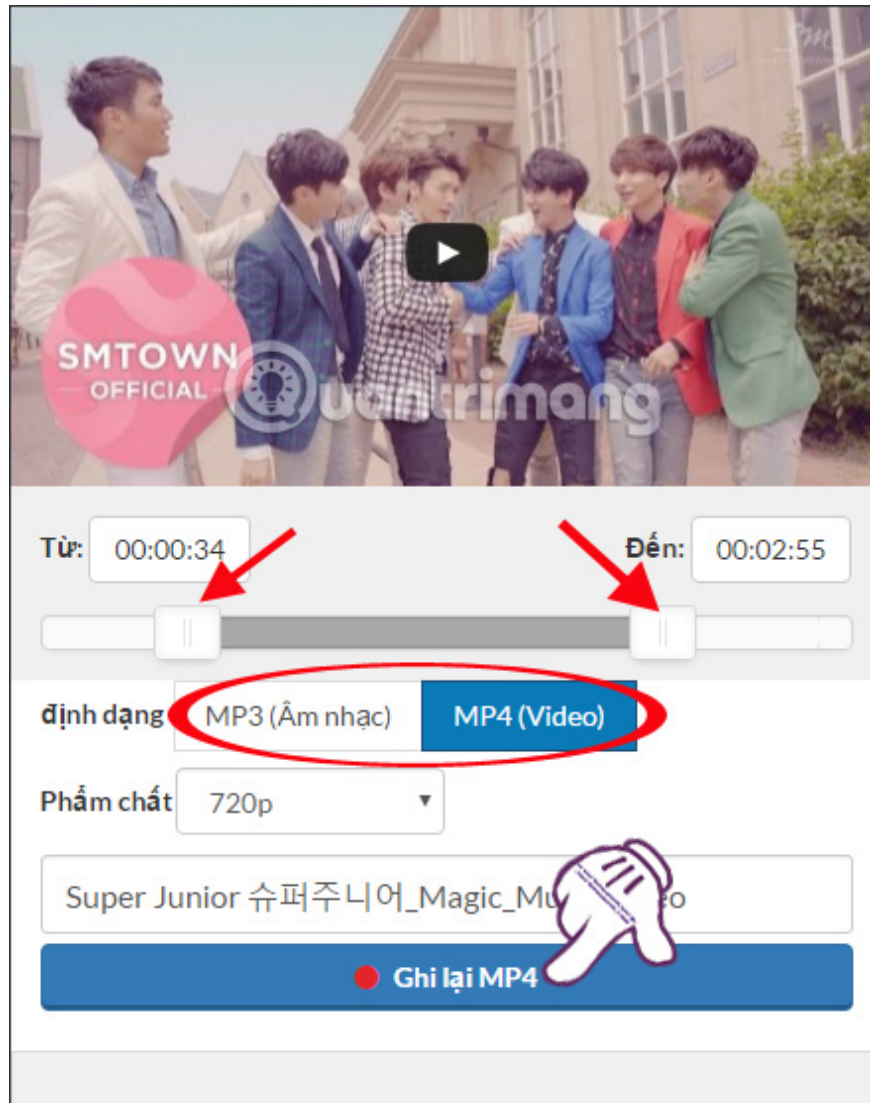
will become `https://www.yout.com/watch?v=xMZ5nK5G71o`

Press **Enter** to access.



Step 2:

Soon, you will be redirected to the new link and interface. Here, we can **optionally download videos in MP3 or MP4 format**. Select load by time when dragging 2 landmarks to the time you want to load. Finally, click **Record MP3 or MP4** to download.



Refer to the following articles:

1. How to play live video on YouTube?
1. Fix Flash errors when watching videos on YouTube
1. How to download the entire Video Playlist on Youtube

Good luck!

You finished reading the article "**2 more ways to download YouTube videos on computers, phones without using software?**" edited by the [TipsMake](#) team. We hope this article has provided you with many useful tech tips and tricks. You can search for similar articles on tips and guides. Thank you for reading and for following us regularly.

