

1967 - Vintage Filters, Vintage classic photo editing application on iPhone

1967 - Vintage Filters is a nostalgic style photo editing application for iOS. If you love the classic vintage photo style, then 1967 is released for free on the App Store is a great choice for you.


1967 - Vintage Filters is a nostalgic style photo editing application for iOS. If you love the classic vintage photo style, then 1967 is released for free on the App Store is a great choice for you. Find out about this interesting application through the article below.

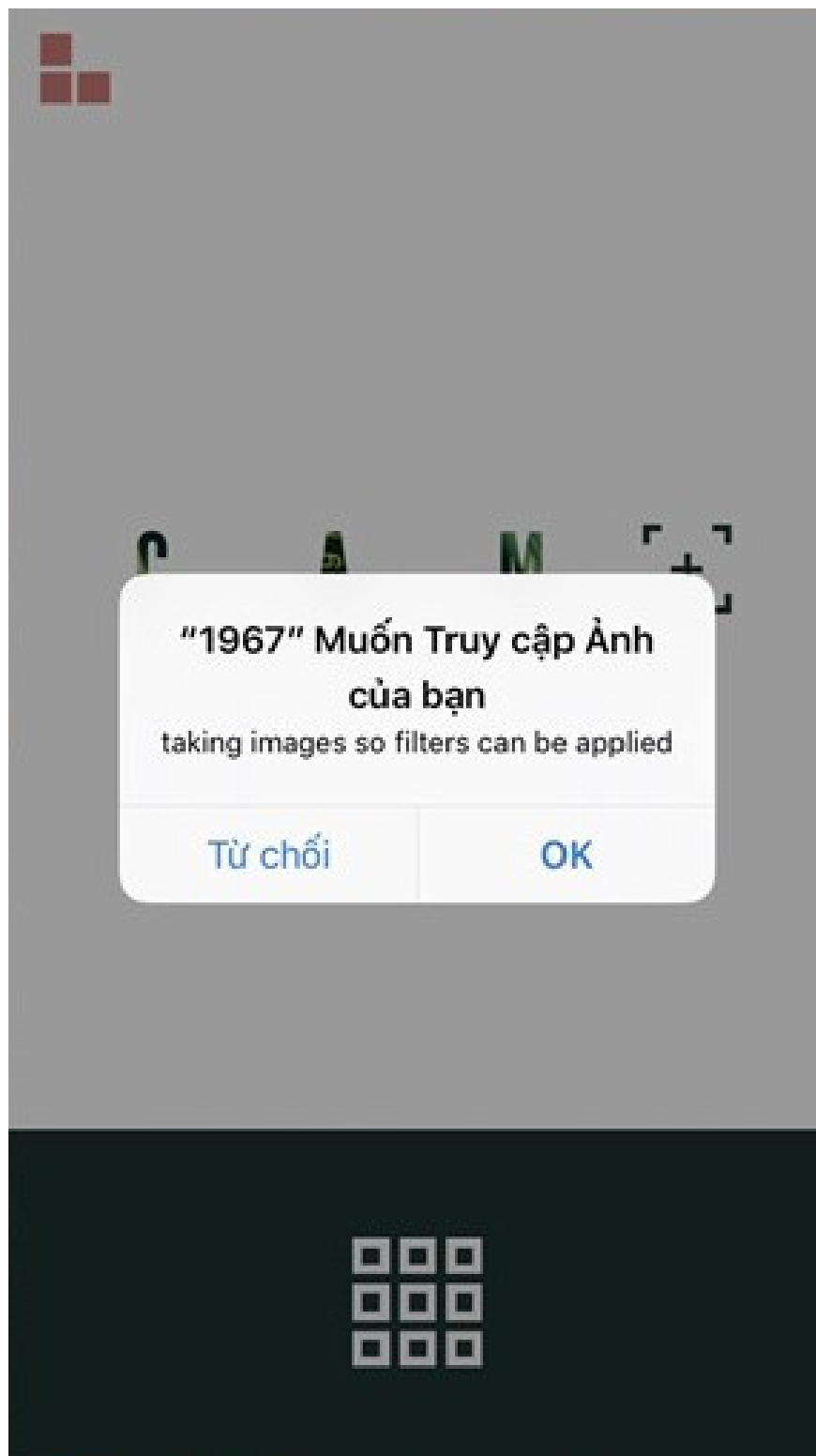
1967 has a completely different way of manipulating the other applications you used on the iPhone. Therefore, in the first use, 1967 will guide users in the application, you need to pay attention to remember the instructions images.

After the user manual is complete, the main interface of the application will appear, click on '+' -> the application will ask for the device's access to the camera function -> press OK to Start taking photos and editing.



C A M [+]





If you want to edit the images already on the phone, click Cancel to return to the main interface -> click on the icon of the square blocks at the bottom -> the application will ask for access to image data of the device.

After selecting the finished image -> the photo editing interface will appear, you have 2 options to crop the image (Drop) or leave it intact (Don't).



**CR
OP**

**DO
NT**

After selecting, the list of application image filters appears, surfing from left to right to select. Or click twice on the filter name -> list of filters to display for you to choose.



FADER 




When clicking on a filter, to adjust the filter effect%, you just need to surf the hand from the top down. After finishing editing, double-click on the image publishing image. You can optionally backup or share on social networks.



SETLIST



To see more suggestions when working with 1967 - Vintage Filters, go back to the main interface of the application and click on the three red blocks icon above.



Readers can download for free 1967 - Vintage Filters, photo editing application with classic style at the link below:

1967 - Vintage Filters

See more:

1. 6 photo editing applications that help you catch the "hot trend" trend of young people

2. How to use Instant Markup to edit screenshots on iPhone
3. Instructions on how to create 'big heads' on iPhone

You finished reading the article "**1967 - Vintage Filters, Vintage classic photo editing application on iPhone**" edited by the [TipsMake](#) team. We hope this article has provided you with many useful tech tips and tricks. You can search for similar articles on tips and guides. Thank you for reading and for following us regularly.
