

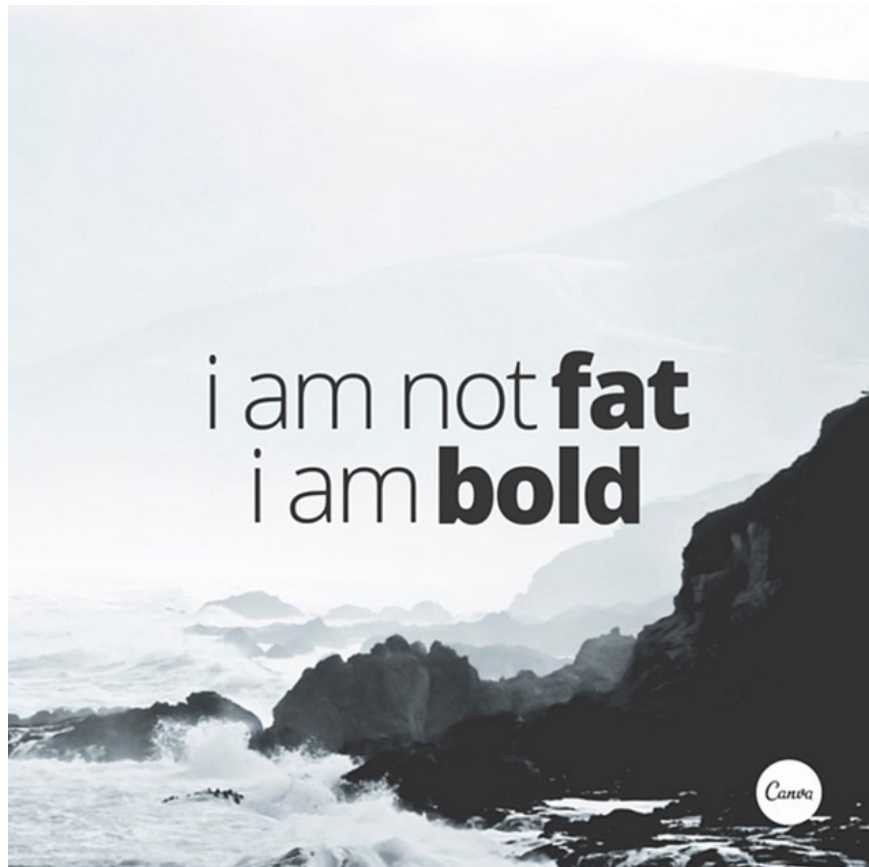
17 tips that any graphic designer must know

From an employee to becoming a graphic design expert, isn't it easy? However, with the following 17 tips, you can be confident that it will not take too long to become a reality!

Poppie Pack - a senior designer in Canva has built 50 tricks in graphic design with vivid images and 17 tips below are many of them.

If you have no expertise in this area, the images can still help you visualize how graphic design makes the image more impressive and understands how they can "fall in". the eyes of those who admire.

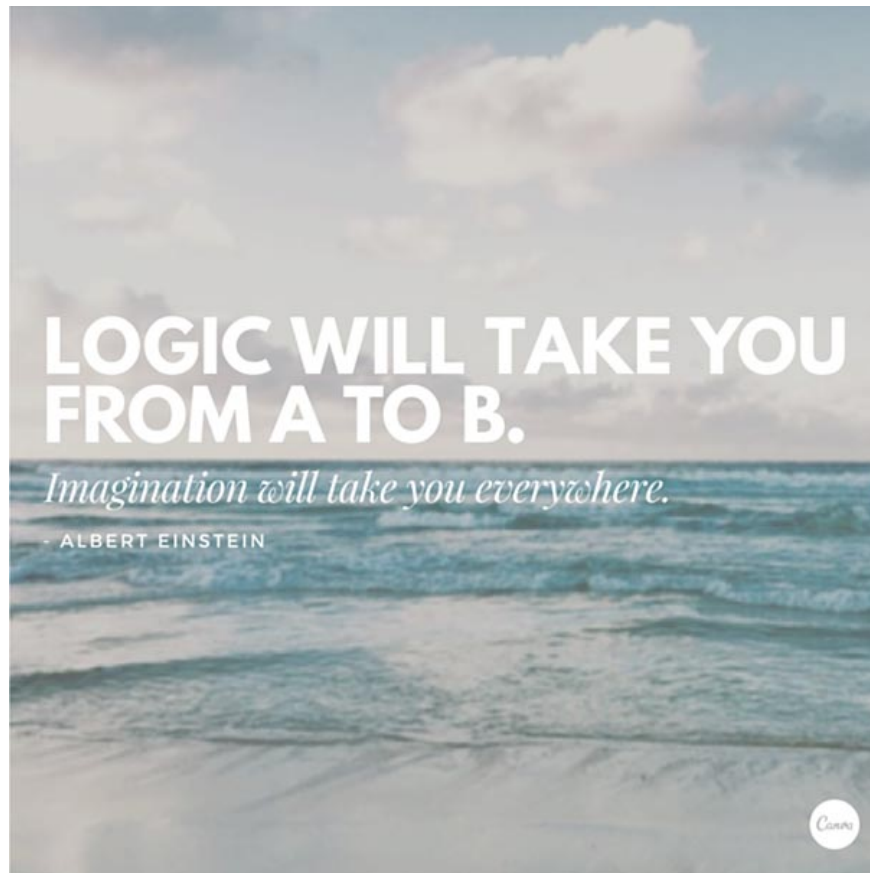
1. Change the bold - light font to emphasize and impact



2. Cut the image to make them become the Background Texture



3. The typeface also needs to bring personality. Make sure you present the message with the appropriate fonts.



4. Select Elegant Serif's Geometric Typeface font to create a "perfect couple".



LETHOLOGICA

(noun)

When you can't remember the word you're thinking of,
but it's on the tip of your tongue.



5. Use the grid to create a neat combination and select a frame as a Text Box



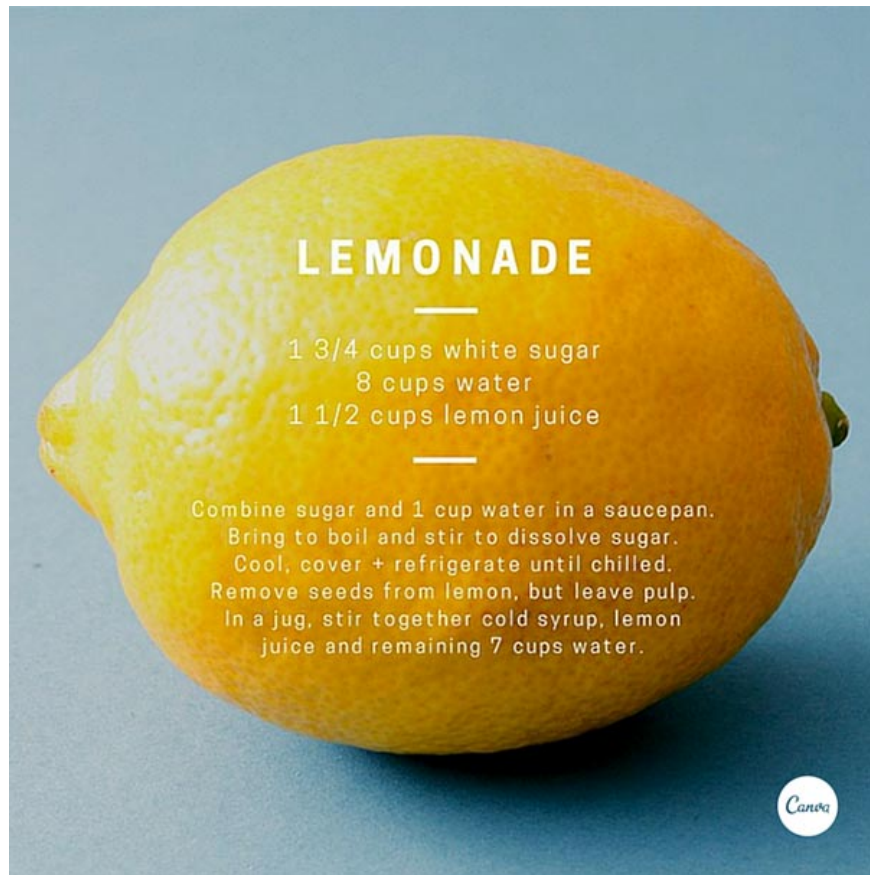
6. Contrast typefaces are always the ideal combination



7. Text placement is very important. Make sure that you go down the line also follows a certain pattern.




8. Create a smart combination by selecting a frame image and placing what you want to transfer into it.



9. Use shapes to create contrast and Offset text from the background image



10. Create a collage using a grid and apply the same filter to each image to ensure consistency



11. Ensure aesthetics and combination by adjusting all objects in the design



12. The shadow reflected from the hill in this image has created an ideal space for adding text. More importantly, the shoreline acts as a baseline, making the combination of objects in the image and quotes more harmonious.



13. Use powerful geometric typefaces to emphasize the message



14. Use letter spacing and line height to control the text to fit the page frame



15. Create powerful graphics using saturation and bold style.



16. Instead of using monochrome colors, try increasing transparency for elements to make the effect more subtle.



17. Use a low-contrast wallpaper in combination with a bright typeface to make the message more impressive.



You finished reading the article "**17 tips that any graphic designer must know**" edited by the [TipsMake](#) team. We hope this article has provided you with many useful tech tips and tricks. You can search for similar articles on tips and guides. Thank you for reading and for following us regularly.
