


13 ways to tie shoelaces fast, simple, but equally beautiful and unique

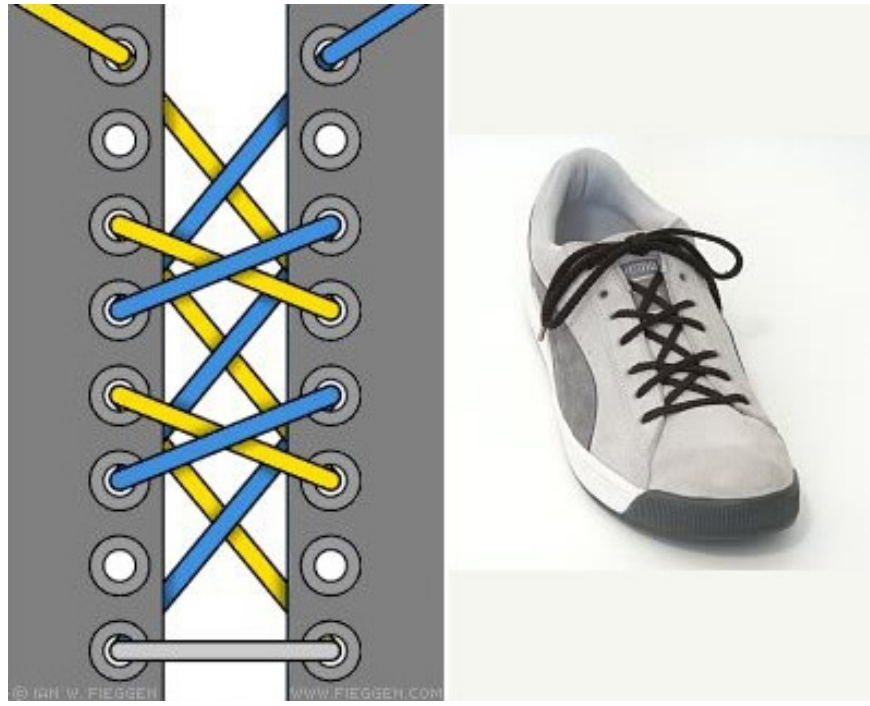
The way of tying shoelaces not only refreshes shoes but also shows your style, creativity and personality.

The way of tying shoelaces not only refreshes shoes but also shows your style, creativity and personality. To tie beautiful shoe laces requires no skill or meticulousness but just a little creativity and patience. Here are some simple, beautiful and unique shoe laces, you can refer to.


1. How to tie shoe laces: This is a type of shoe laces that many young people love.



2. How to tie the shoelace in a double-cross style : This type of beautiful shoe laces should only be applied to shoes with even number of buttons.




3. Dual spiral shoe laces : With this simple shoe tying style, you can use it with almost any shoe shape.



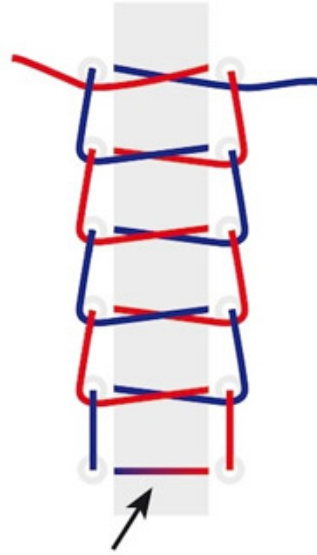
4. Tie-style shoe laces : This simple 6-hole shoelace tying style is suitable for tall boots.



5. Tying shoelaces in double black style : This type of shoe helps your shoes become more sophisticated and sophisticated.



6. Tighten step-style sandals : The shoes are tied in this style quite strange and beautiful, however it is difficult to adjust.



7. How to tie Lightning style shoelaces



8. How to tie zigzag shoelaces : This style of tying the shoelaces is quite simple, not complicated as its name suggests.



9. How to tie Asterisk-style shoelaces : One of the beautiful cubic-shaped laces that many young people love. This type of shoelace is especially suitable for gentle shoes like Converse.



10. How to tie shoe shoelaces : Although this is a classic shoe laces, it is always loved by young people.




11. How to tie a shoelace in a star style : This type of tying the shoelaces is complicated but in return you will have a star on your shoes. How to tie the rope with this 5-pointed star is often used by young people with 5-hole shoes. Very unique and creative right!



12. How to tie shoelaces ladder : For those who use round shoelaces, this type of shoe laces tie will help you have a pair of prominent shoes and personality.



13. How to tie Zipper style shoelaces: This type of shoelace creates knots that look quite interesting, looking over like a unique zipper that runs along the shoes.



You finished reading the article "**13 ways to tie shoelaces fast, simple, but equally beautiful and unique**" edited by the [TipsMake](#) team. We hope this article has provided you with many useful tech tips and tricks. You can search for similar articles on tips and guides. Thank you for reading and for following us regularly.