

12 signs that your computer is hacked

Just relying on the strange signs that appear during the use of the computer, you can easily know whether your computer has been attacked or not to find a way to fix it. These are signs that your computer has been hacked.

1. Hackers can steal data from the Air Gap network computer using Camera IR CCTV
2. In addition to white hat hackers and black hat hackers, what other colors are available to hackers? Is there any genuine work for them?

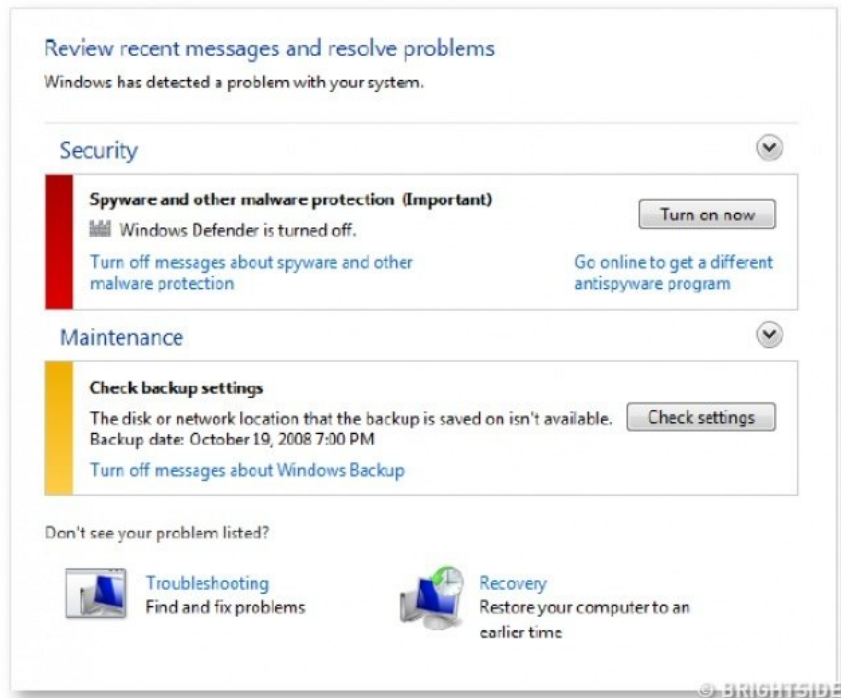
Just relying on the strange signs that appear during the use of the computer, you can easily know whether your computer has been attacked or not to find a way to fix it.

Online attacks happen very often and everyone is worried about **the safety of personal data** . To prevent passwords and important data from being stolen, you need to pay attention to small changes on your computer.

The following signs will help you know that your computer system has definitely been attacked and how to handle it according to each situation. Please refer to **12 signs that your computer is hacked !**

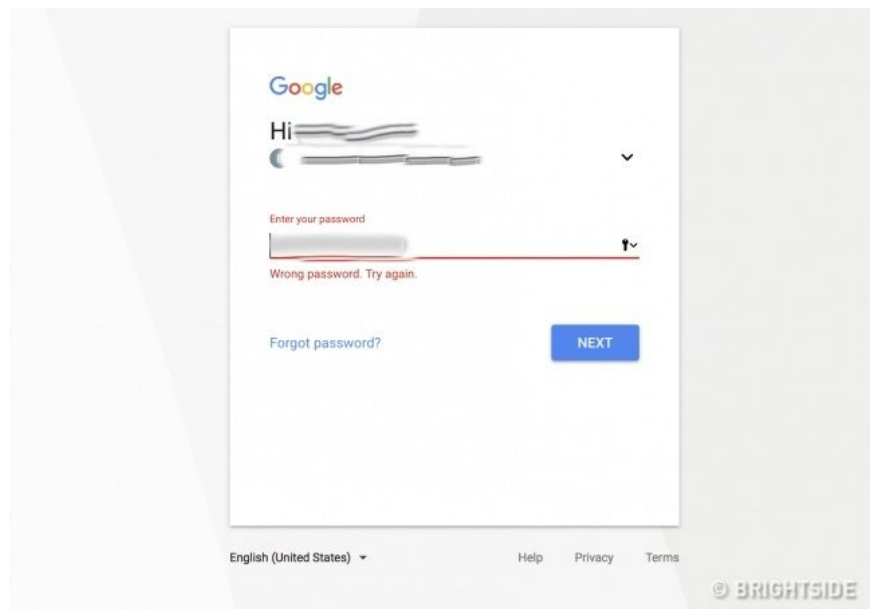
Computer signs can be hacked

12. The antivirus program is turned off



If you do not turn off the antivirus program on your computer but you find it turned off, chances are your computer is infected with a virus. **Antivirus software cannot turn itself off** . The first thing hackers need to do is turn off the antivirus software to easily access your files.

11. The online account password is suddenly changed

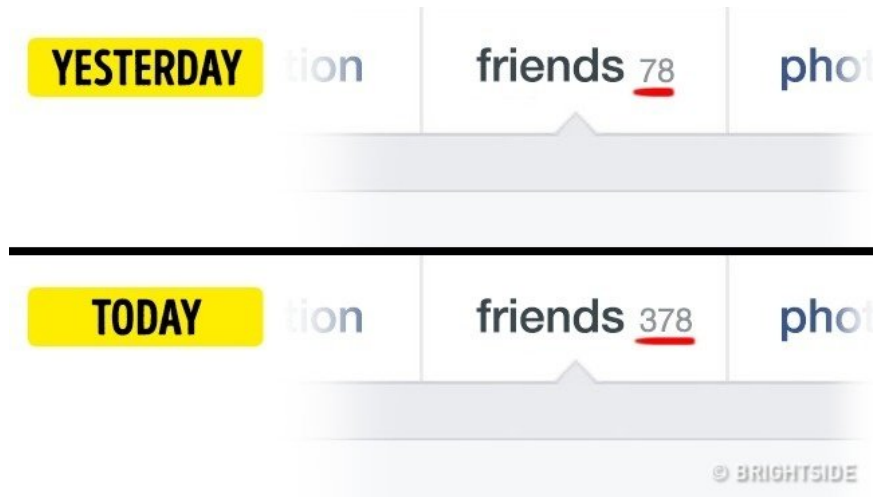


If you do not change your online account password and they suddenly stop working and you cannot access your account, you should be on your guard - chances are your computer has been hacked.

When encountering this problem, it is best to inform your relatives and friends that your account has been stolen, then try to retrieve the password using the ' *Forgot password* ' tool on online services. .

1. Summarize some of the safest ways to create and manage passwords

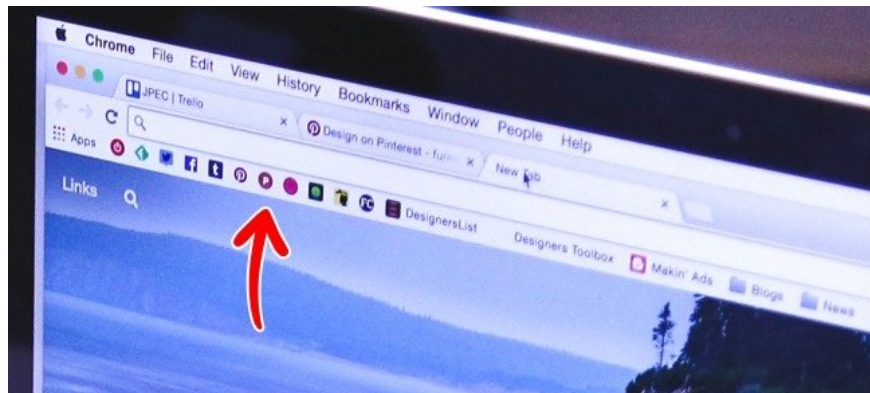
10. The number of your friends spike



If you notice a sudden increase in the number of friends on your social network without you adding friends, it means your account has been hacked and is being used to send spam messages.

1. How to know your Facebook has been hacked

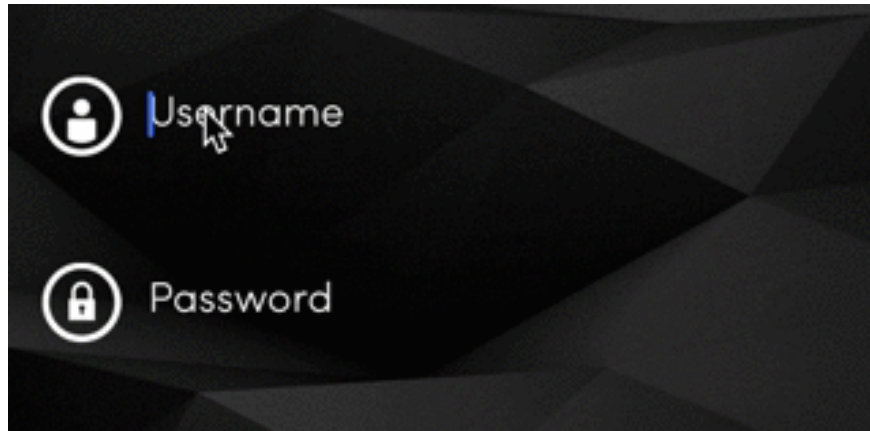
9. There are new icons that appear on the browser toolbar



© Pexels

When you start the browser and you see new icons on the toolbar, your computer may have been compromised by some malicious code.

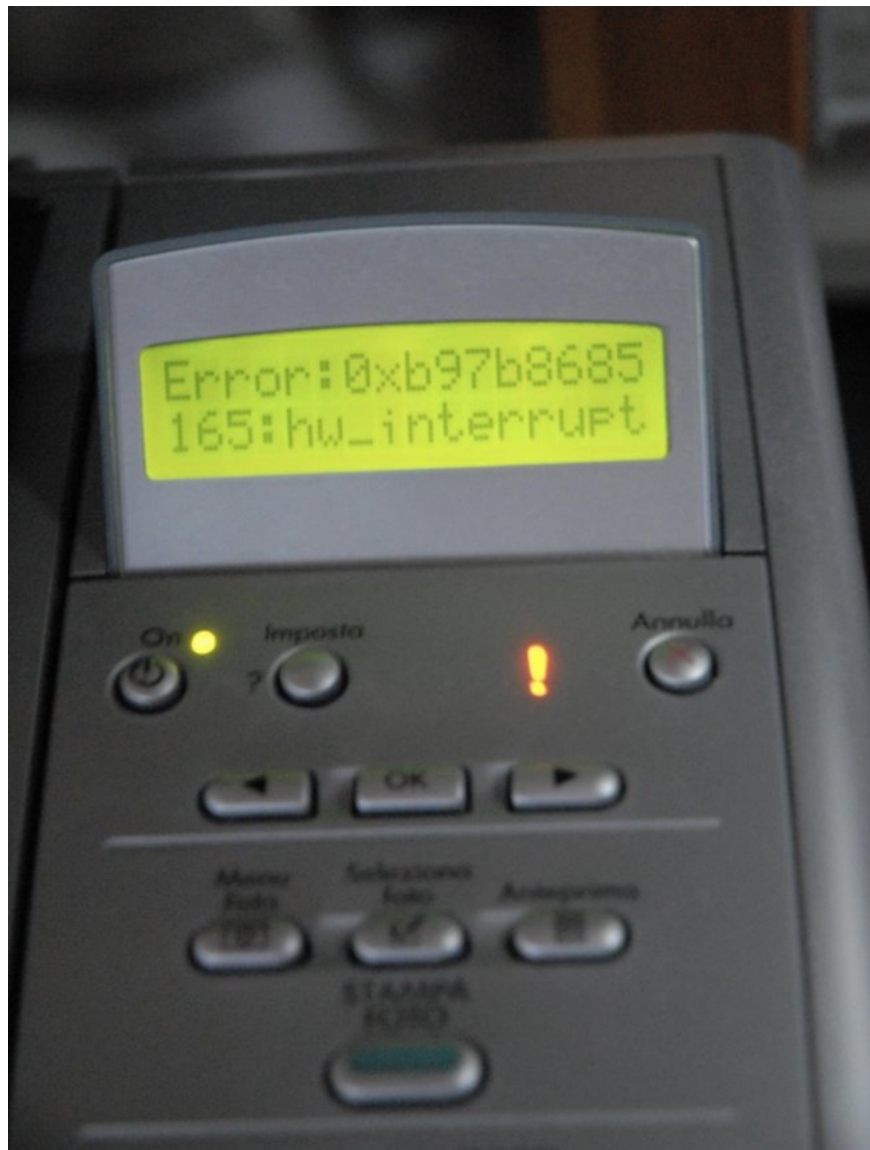
8. The cursor automatically moves



© Stack Overflow

If your mouse pointer is automatically moving and does something, make sure your computer has been hacked.

7. The printer does not work properly



© Luigi Rosa / Flickr

The sign of attack is that the printer automatically prints something that you don't want. For example, sometimes it denies your print request or sometimes prints something you don't want.

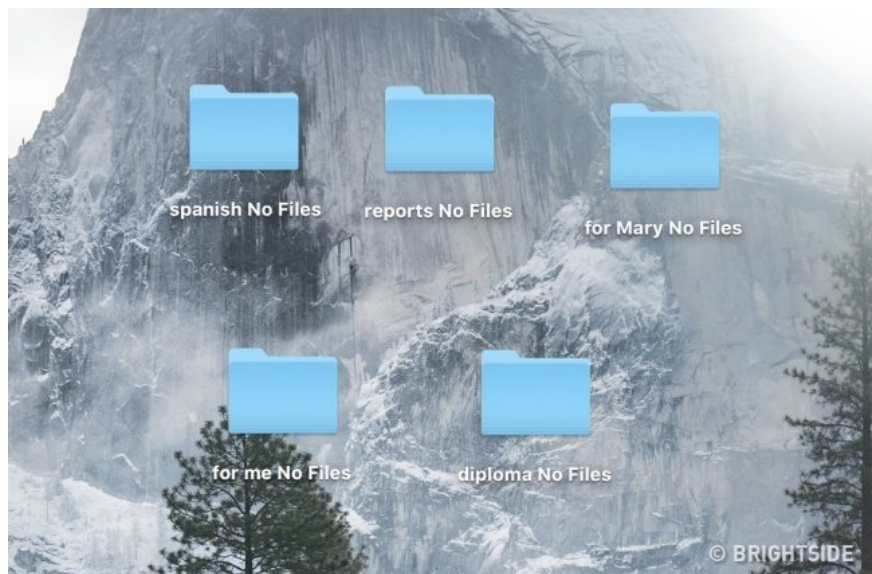
6. Transferred to other websites



© Depositphotos

If your browser constantly switches to different websites, you need to be alert. Similar to the case of typing content into a search engine that is not Google, you may be redirected to pages that you do not know. If you see the window pop up too often, it's also a sign of being hacked.

5. Files are deleted by someone



If you find that some programs or files are deleted without your knowledge, your computer is probably hacked.

4. Personal information is posted on the Internet, although you are not public



Check this out using search engines: find information about yourself. If found, your computer has been hacked and stolen information.

3. Receive alerts against fake viruses



© Valerio Lorenzoni / Wikimedia Commons

If you see the virus warning that looks quite strange, this is a clear sign of being hacked. Having a new antivirus program that you didn't install is also a bad sign.

When your computer is attacked, a program (usually a pop-up web interface) will appear with the message that the computer is being compromised and in danger. Currently most can know these messages are fake, however, there are still innocent people who follow and accidentally " harm themselves " .

2. Webcam unusual activity



© Pexels

Check your webcam: if the indicator light blinks, restart the computer and check if it is flashing again within 10 minutes. If so, that means your computer has been hacked.

1. Computer works very slowly



© Depositphotos

If your computer does the simplest operation, it takes a long time, or if the Internet access speed drops significantly, it means your computer is infected.

1. Speed up Windows 7 computers, this is all you need to do
2. This is the "culprit" that makes Windows 10 computers start up slowly

Some signs of other hacked computers

Install new programs

If you see any new programs installed on your computer or new files that appear on your computer, it is better to uninstall the programs or delete them.

That can be a sign that you will be aware that your computer is being hacked. Most programs are installed on your computer after being hacked by Trojan, Spyware, Malware and Backdoors.

Password changed



If a hacker attacks your computer or attacks your online accounts, the first thing an attacker does is to change your account password.

If the password on your computer is changed, you can be sure that 100% of your computer is being hacked.

Email sent automatically

If your online account is hacked, hackers will use that account to send virus emails to your friends and relatives to 'spread' the virus.

Internet connection speed

If your computer is hacked, you may notice that your Internet connection speed is getting slower and slower. The reason is quite simple, most hackers will try to use your network to infect other computers.

Programs of unknown origin require access

A virus infected computer will start performing different behaviors. If you pay close attention, you will see unknown programs trying to access your computer.

If you find that unknown programs are requesting Internet access, you should block these programs and proceed to remove those programs to 'eradicate' the virus.

The security programs on your computer are removed

If your computer is hacked by a virus, then the virus will try to remove security programs on your computer. The main purpose of removing security programs is to keep the virus in full control of your system.

What should you do when the computer is hacked?

1. Alert your friends and people you have emailed that your computer has been hacked. Note to them that **do not open messages sent from you and do not click on any links** .
2. Inform your bank about leaking personal data and finding ways to protect your assets.
3. Delete all strange programs and programs you can't start.
4. Install a reliable antivirus program and scan the system again. There are now several companies offering trial versions.
5. Change the password on your online accounts.
6. If you find that the problem is not resolved, ask security experts.
7. If the machine does not have any important data, you should reinstall the operating system.

How to protect computers without hackers "attacking"?

Beware of public WiFi networks

Usually many people have a habit of using public Wi-Fi networks to access the Internet. Taking advantage of this vulnerability, hackers can create fake Wi-Fi networks for users to connect to, then hackers access users' systems, and steal important information.

My advice is that before using any public Wi-Fi network, you should double-check that the WiFi network is safe or not.

1. Things to know when using wifi in public places
2. This is a way to prevent hackers from stealing your data when using public Wifi

Disconnect Wifi

If there is no need to use Wifi, it is better to turn off Wifi. This helps to protect your device from automatically connecting to any other Wifi network when you don't notice it and to prevent unwanted intrusion into your network. Because even if the computer is off, the internet connection is still vulnerable.

Change your password often and choose the password as complex as possible

In order not to forget or remember too many passwords at once, many users often choose to use the same password for all their accounts and e-mail. However this is one of the serious mistakes.

In fact, as long as a user account is attacked by a hacker, the hacker will try to use this password on other devices of the device. Therefore you should use complex passwords with uppercase, lowercase letters and numbers.

In addition, you should regularly change your online account passwords to ensure the security and safety of your accounts better.

With social networks like Facebook, Twitter or Gmail, it's a good idea to set up two-layer security to protect your account more securely.

1. 2-layer security for Gmail how?
2. How to activate Instagram security with 2 layers by phone
3. Instructions for securing 2 layers of Facebook by phone number
4. Set up 2-layer security for Twitter accounts

Use anti-virus software effectively

When a virus seeks to infiltrate your computer, an effective anti-virus software or program can prevent them from harming. According to experience, users should buy antivirus software copyright because paid software works more effectively than free software. By the principle of paid software is always up to date.

Having fun!

See more:

1. How do I know if someone has accessed and used your computer?
2. 7 types of "infamous" computer viruses most frightening
3. Top 12 most dangerous backdoor in computer history
4. The list of the 10 most famous hackers in the world
5. The most basic insights to becoming a Hacker - Part 1
- 6.

You finished reading the article "**12 signs that your computer is hacked**" edited by the [TipsMake](#) team. We hope this article has provided you with many useful tech tips and tricks. You can search for similar articles on tips and guides. Thank you for reading and for following us regularly.