

# 12 best solutions to help you replace default applications on iPhone


Every iPhone has a series of Apple default applications, but the App Store has even better alternatives.

Each iPhone has been installed by a series of Apple default applications for users. However, there are many pre-installed applications that are not supported with useful features that meet the needs of users.

But fortunately, now if users don't like to experience those default applications, it is entirely possible to replace and choose their devices with more suitable applications, providing many useful features to for users. Here are the better alternative apps on the iPhone / iPad default, according to Business Insider page.

## 1. Instead of using Mail, use Edison Email

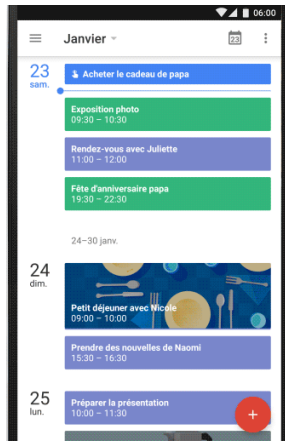
1. Download Edison Email for iPhone



Compared to Microsoft's Mail or Outlook, Edison Email is much more superior than the publisher 's default apps. Edison Email works very fast, highly customizable and important is intelligence. During use, Edison Email automatically scans emails, arranges them by date, and automatically puts those emails into separate, appropriate labeled folders that appear on your sidebar. extremely convenient.

## 2. Instead of using Calendar, use Google Calendar

1. Download Google Calendar for iPhone

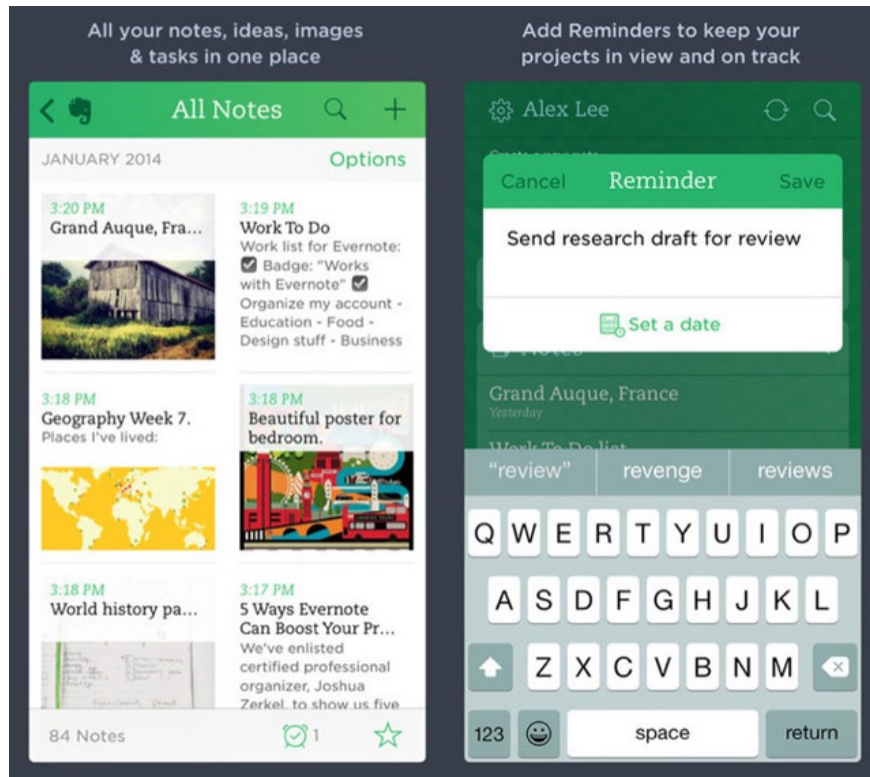


With a beautiful interface and easy-to-use features, Google's calendar app is the perfect alternative to the default iOS calendar tool.

The way Google Calendar works is similar to Apple's default application, Google Calendar will also collect data from various sources such as Google, Facebook or iCloud, but the way of presenting information is easy to see and manage. much better than Calendar. The upper half of the screen shows you both the month and the bottom half of the screen showing you what you need to do next. The interface of Google Calendar looks very intuitive and highly customizable.

## 3. Instead of using Notes, use Evernote

1. Download Evernote for iPhone

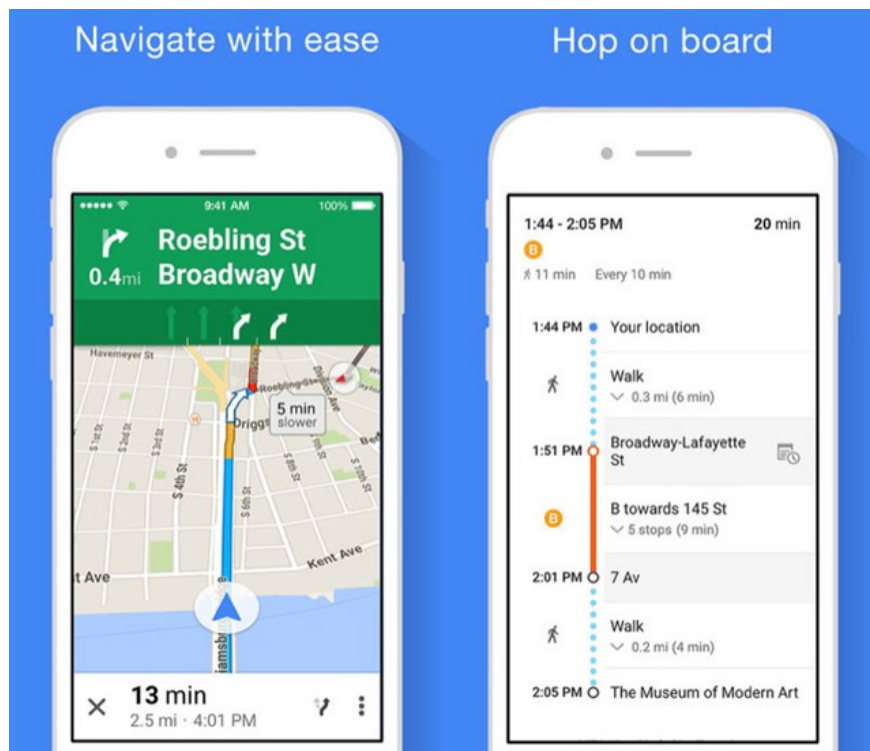


After many improvements, Apple has constantly upgraded Notes application notes on the iPhone to become better. However, if you choose to use it, Notes is not the most popular name, but Evernote is the user's favorite note-taking application.

With Evernote, you can freely take notes from images to bookmarks, set reminders or tag them to keep them neat. Especially Evernote can scan PDFs and other documents. And of course, Evernote also syncs with all devices such as phones, tablets, laptops or desktops.

## 4. Instead of using Maps, use Google Maps

1. Download Google Maps for iPhone



Maps is an application released by Apple in 2012, though it has been greatly improved but it seems that this is not an application that can meet the needs of users. To replace this application, many people often choose Google Maps to use for their travel times.

Google said their map data was collected from "a wide range of devices around the world" and processed by machine learning algorithms to study traffic patterns to provide you with the fastest route. every time.

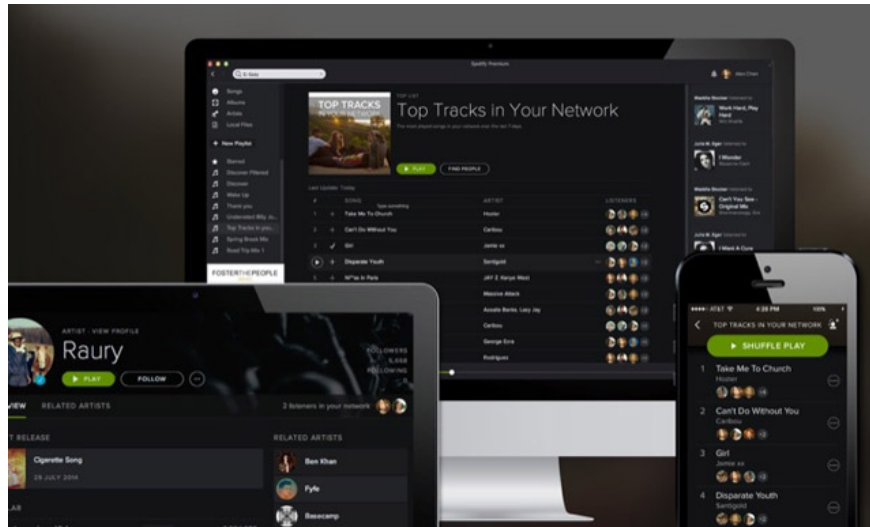
## 5. Instead of using Voice Memos, use Recordium

1. Download the Recordium app for iPhone

Speaking of recording, Apple's Voice Memos application is not bad, but it does not give you great features like organizing or annotating effectively with recordings. Instead, you should use Recordium, which allows you to edit recordings immediately and be able to synchronize with other cloud storage services like Google Drive or Dropbox.

## 6. Instead of using Apple Music, use Spotify

1. Download Spotify for iPhone

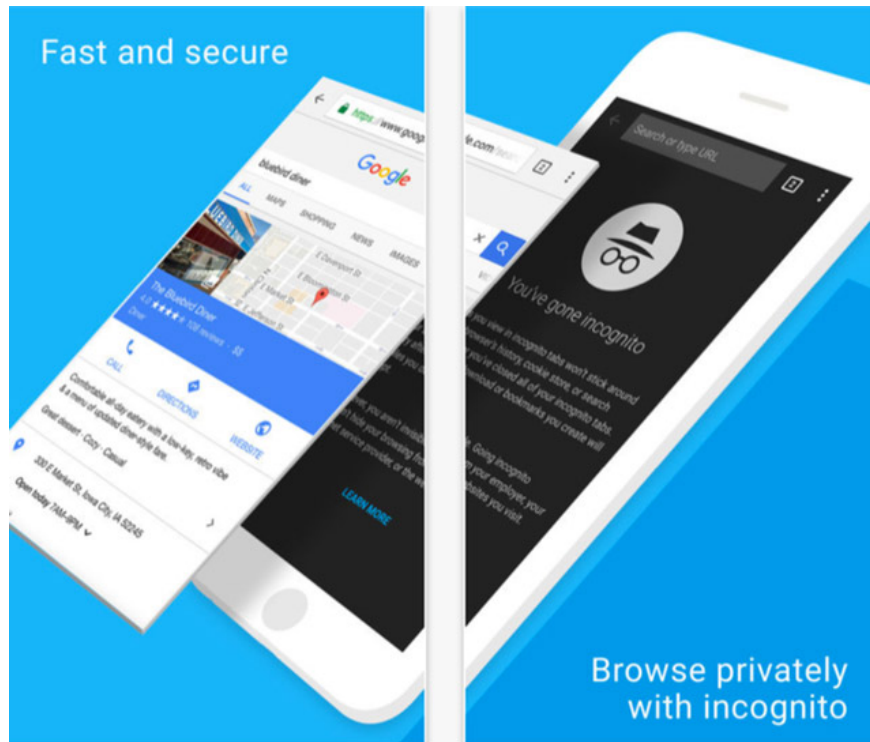


When Spotify music application is not available in Vietnam, Apple Music is a familiar music application of many users, where you can comfortably listen to music online as well as download free music to your iTunes library. .

However, in 2018, just the world's largest online music application Spotify has officially entered the Vietnamese market, making Apple Music application gradually flattened. With only VND 60,000 per month, users can listen to high quality music free of charge with many outstanding features that Apple Music does not give you more enjoyable experiences when listening to music.

## **7. Instead of Safari, use Google Chrome**

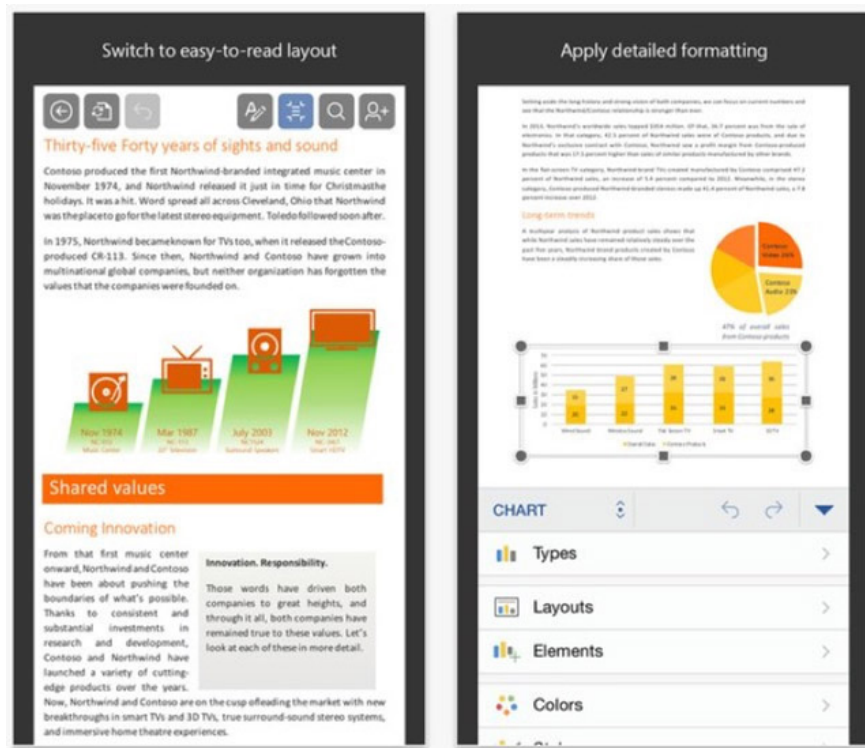
1. Download Google Chrome for iPhone



If you bring these two applications to the table for comparison, they really aren't much different. However, one thing that Safari does not do compared to Google Chrome is that when you use Chrome on a laptop or desktop computer, the mobile version will sync all your tabs and information. you so you can experience seamlessly on all your devices.

## 8. Instead of Pages, use Word

1. Download Word for iPhone

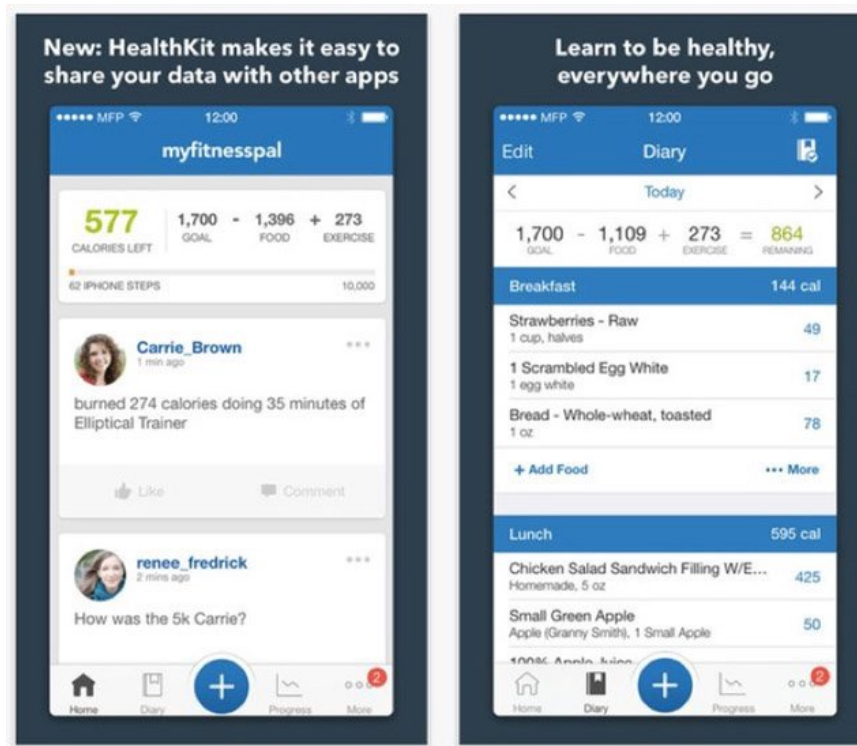


Apple's Pages text editor has many useful features, but its readability and editing when used on iPhone doesn't give users the convenience.

When bringing Office applications including Word to iPhone, Microsoft has optimized the interface to make it easy to view or edit documents and images on iPhone.

## 9. Instead of Health, use MyFitnessPal

1. Download the MyFitnessPal app for iPhone

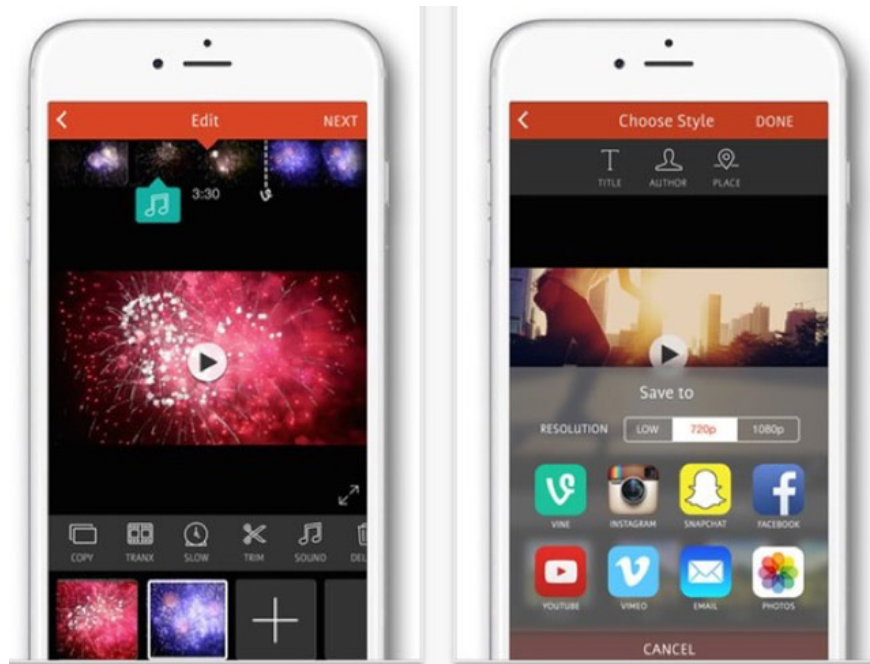


Apple Health more or less collects data from other applications, but it assumes you use many other fitness tracking devices that can count steps and stairs. MyFitnessPal, on the other hand, offers more in your own fitness tracking way. It's easy to monitor your diet using the huge database of food - you can even scan barcodes - and it also works with more than 60 devices and tracking apps Exercise to give you a picture of your overall health. You can quickly see your progress and add notes to the "diary" for future reference.

In general, it's just a much more complete app - you can even share your progress with your favorite social network in case you need to cheer.

## 10. Instead of iMovie, use Videoshop

1. Download the Videoshop app



Videoshop makes it easy to cut and combine videos on iPhone into a movie - you can also add filters, music and cartoons and even apply slo-mo or fast motion to your videos to get desired effect. When you're done, sharing with your favorite social networks is as easy as pressing a button.

## 11. Instead of Keynote, use PowerPoint

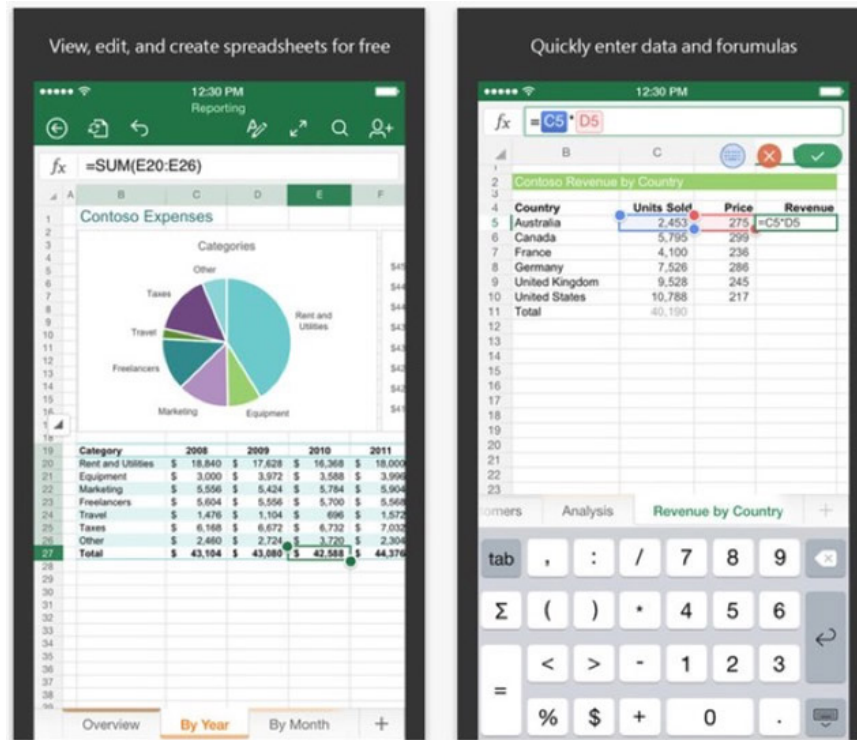
1. Download PowerPoint application for iPhone



If you're familiar with Microsoft's Office suite on your computer, you'll love using PowerPoint to create presentations rather than Keynote. In addition to the basic features like Keynote, Microsoft's application also allows editing, syncing files between multiple devices, viewing notes, even drawing directly on the big screen when playing from iPhone.

## 12. Instead of Numbers, use Excel

1. Download the Excel application for iPhone



Apple Numbers is a useful application for creating charts, but Excel is the best spreadsheet application available - and it will sync on all your devices. The iPhone app even has a special recipe keyboard that allows you to calculate faster and easier than working with a standard keyboard.

See more:

1. How to create a list of 'dream' App Store apps on iPhone
2. 6 ways to find discount apps in the App Store
3. Top app for learning English for babies on iOS, Android

You finished reading the article "**12 best solutions to help you replace default applications on iPhone**" edited by the [TipsMake](#) team. We hope this article has provided you with many useful tech tips and tricks. You can search for similar articles on tips and guides. Thank you for reading and for following us regularly.