

10 tips to make Kindle perfect for your life

The Kindle is a humble device. But whether you read one book a year or one a week, a few tips can help make the Kindle the perfect addition to your life.

When I first bought my Kindle Paperwhite, I thought it was just a simple electronic device for buying and reading books. I used it every day, but I never let go of the basics. With each update, I began to discover hidden features that made using the e-ink screen more accessible.

The Kindle is a humble device. But whether you read one book a year or one a week, a few tips can help make the Kindle the perfect addition to your life.

1. Use collections to organize your library

Creating Order from Kindle Chaos



ALL | DOWNLOADED

The main content area displays a grid of book covers. The covers are: "Brain Science" (top-left, marked with a star and a '2' in a circle), "Green Lif" (top-right, marked with a '1' in a circle), "Read But Kept" (bottom-left, marked with a star and a '2' in a circle), and "Spy Thrille" (bottom-middle, marked with a '1' in a circle). A third cover is partially visible on the bottom-right, marked with a '3' in a circle. A context menu is open over the "Green Lif" cover, listing: "Your Library", "Your Reading Lists", "Kindle Store", "Goodreads", "Vocabulary Builder", "Experimental Browser", "Settings", and "Create New Collection".

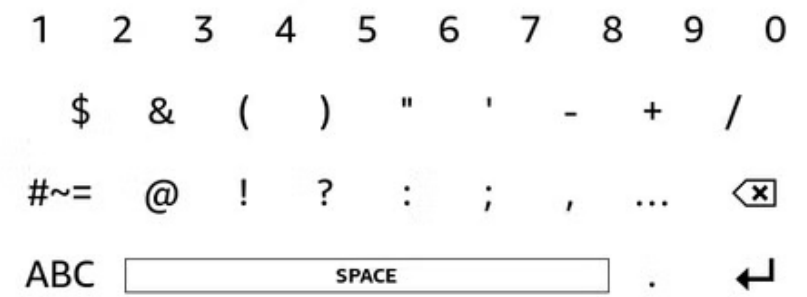


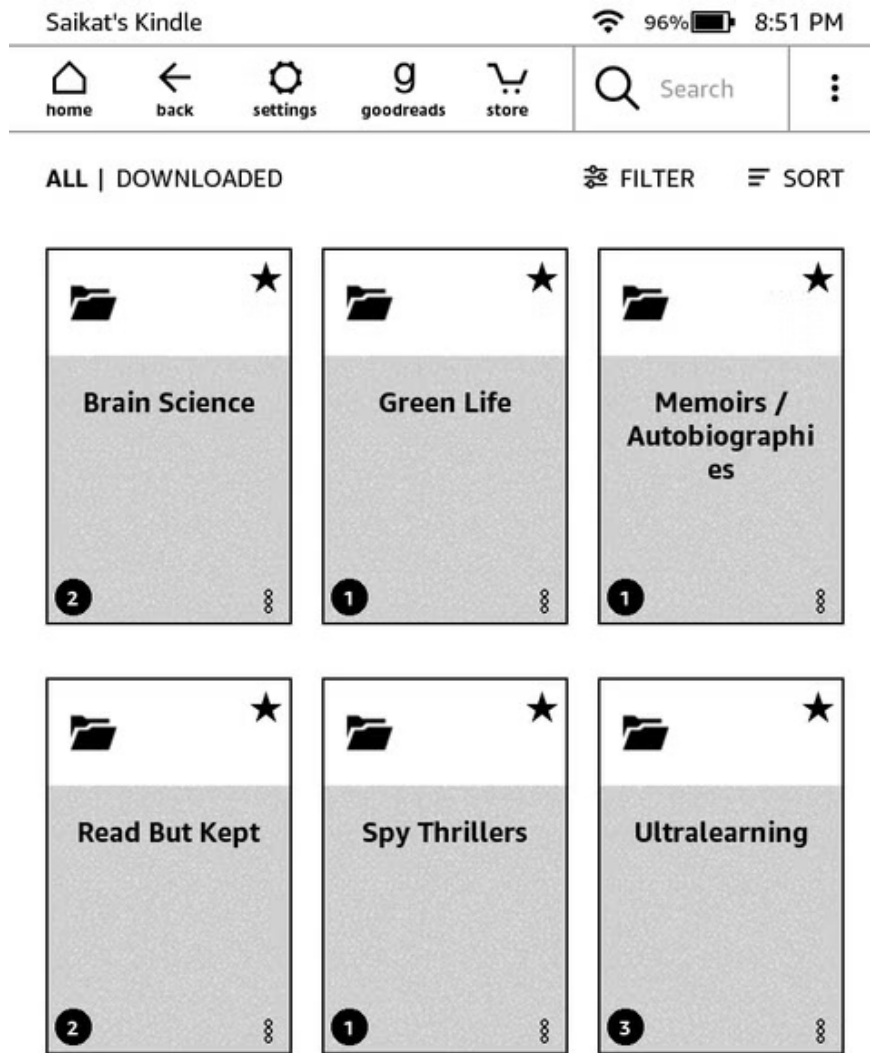
AL RT

Collection Name

Collectkiokn name

CANCEL OK



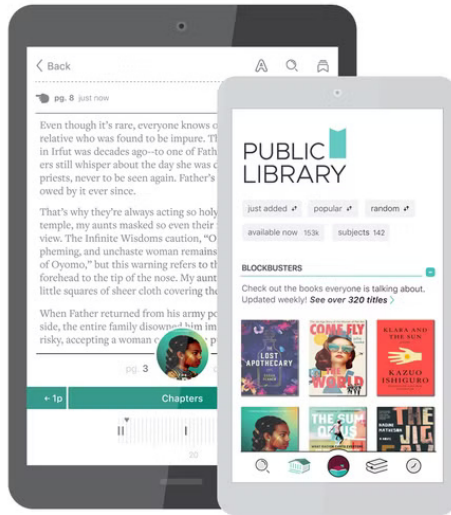


1 of 29

As you read more books, your Kindle library can become a drawer full of random titles scattered all over the place. Discover **Collections** to help you overcome your obsession with order. Now you can group books into categories like 'To Read', 'Read But Keep', and 'Favorites'.

2. Borrow books for free from the library

Use OverDrive and Libby to read books for free

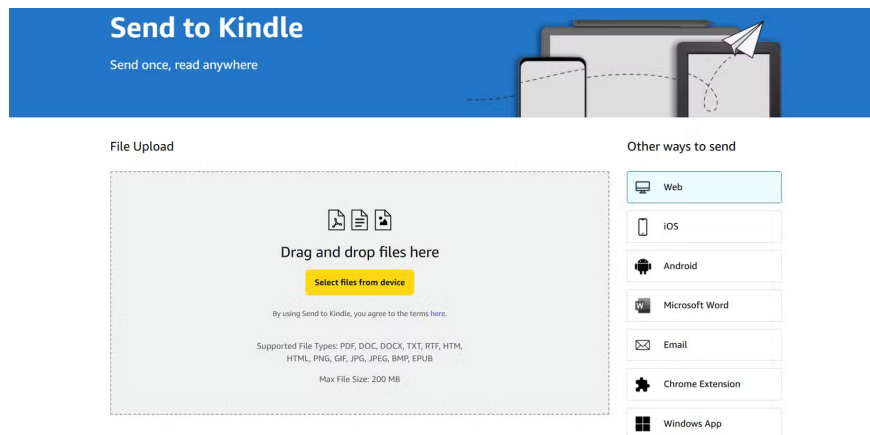


Kindle users can transfer books using Libby/OverDrive from their local library. Linking your library card opens up a growing treasure trove of free books. And it gives you a reason to visit and support your local library.

Note : Libby is only compatible with Kindle e-readers in the United States.

3. Sideload books and documents easily

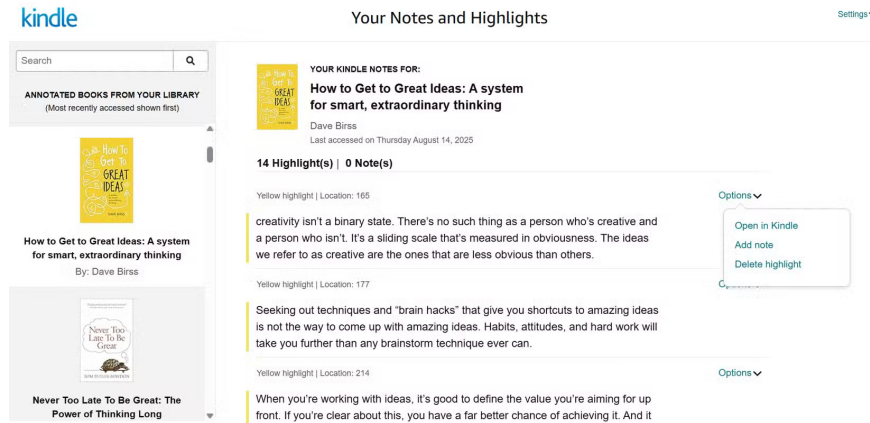
Send files directly to Kindle



Many people used to think that Kindle was limited to Amazon purchases, but that's not true. With Send-to-Kindle, you can email PDFs , Word documents, or EPUBs directly to your device. You can also connect your Kindle to your computer and sideload documents onto your e-reader with just a drag and drop.

4. Master highlighting and note taking

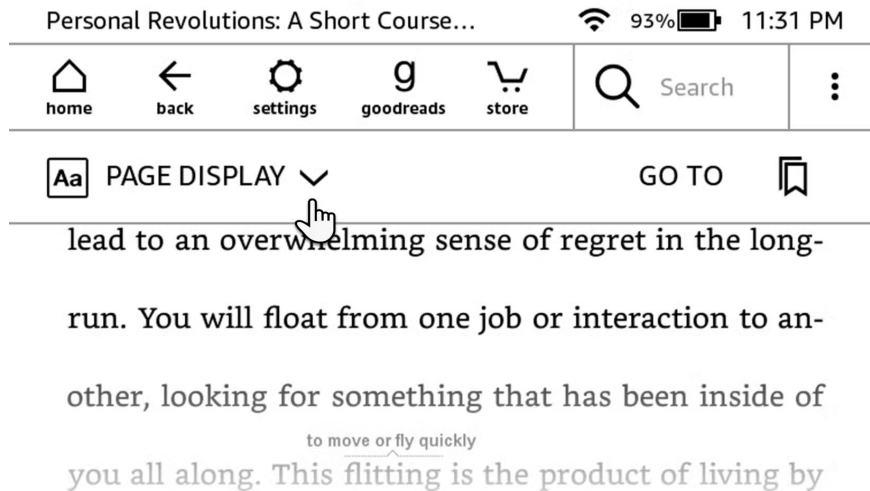
Write down key ideas and review them later.



At first, many people barely highlighted anything. Once they realized all their highlights were synced to read.amazon.com/notebook, they started highlighting passages everywhere. Now you can review your citations on your computer or phone. This makes researching, writing, and even journaling so much more enriching.

5. Adjusting your reading experience doesn't just stop at brightness

Customize fonts, warmth, and spacing



Kindle will never replace paper books. But you can make it as close as possible. Experiment with Kindle **Page Display** settings, switching them up often for different books. Adjusting **Brightness** at night (and **Warmth** on newer Kindles) helps reduce eye strain. Adjusting fonts and line spacing makes reading easier.

6. Look up words without leaving the page

Learn vocabulary while reading

Word Wise ▾

contingent (adjective) Other Meanings ▶

Definition from Merriam-Webster
 depending on something else that might or might not happen - usually + on or upon. *"Our plans are contingent on the weather."*

Was this helpful? Yes | No

accident instead of on purpose; it is the product of trying to live out what you think you are, instead of what you really are; it is the product of defining yourself and living your life around what is most contingent about

Expand your vocabulary effortlessly, thanks to **Dictionary**, **Wikipedia**, **Word Wise**, and Kindle's built-in translation tools. Press and hold a word, and the definition pops up instantly. Even better, every word you look up is saved in **Vocabulary Builder**, making reading a hassle-free learning habit.

7. Turn on page refresh for sharp text

Remove ghosting with just one quick setting

Reading Options 📶 93% 🔋 11:03 PM

🏠 home
 ← back
 ⚙️ settings
 g goodreads
 🛒 store
 🔍 Search
⋮

Page Refresh **On**
 Refresh the display with every page turn.

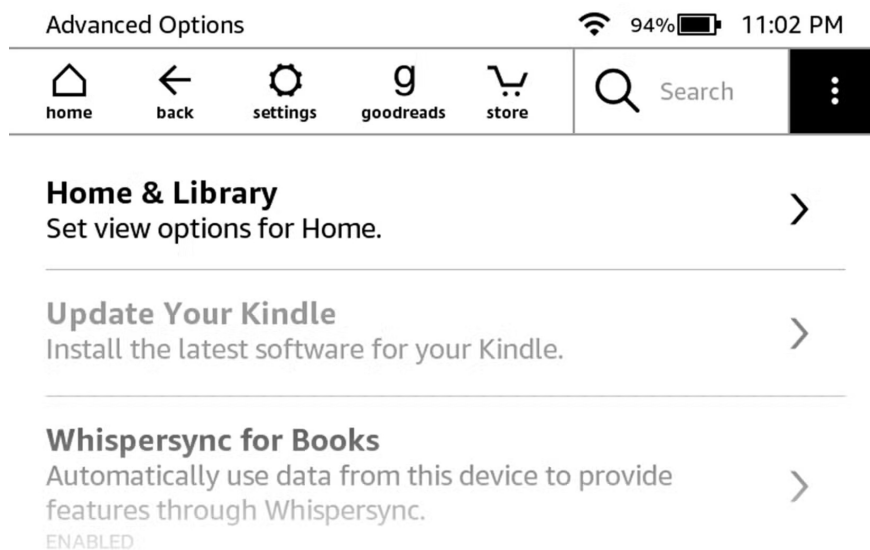
Next in Series **On**
 Display an option to buy the next title in the series when nearing the end of a book.

Language Learning >
 Enable Word Wise in books and Vocabulary Builder flashcards.

On my older Kindle, faint text from previous pages would often ghost over. Turning on **Page Refresh** in Settings fixed it instantly. The refresh takes a little longer, but the sharper text is worth it. If you ever notice blurry text, this little tweak will make a big difference.

8. Seamless sync across devices

Pick up right where you left off



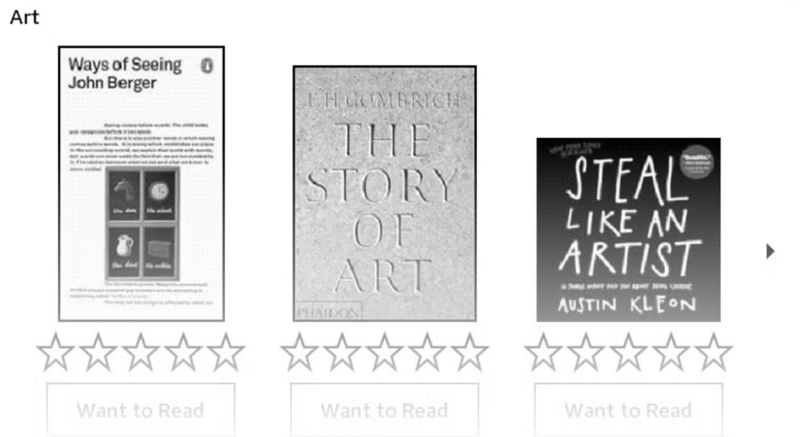
There are times when you leave your Kindle at home and have to guess where you left off when switching to your phone. With Whispersync, you never have to worry again. Your last page, highlights, and notes automatically sync across your Kindle mobile apps, tablets, and laptops. This is great for people on the go.

9. Use Goodreads integration to motivate reading

Connect your reading with the community

Personalized Recommendations

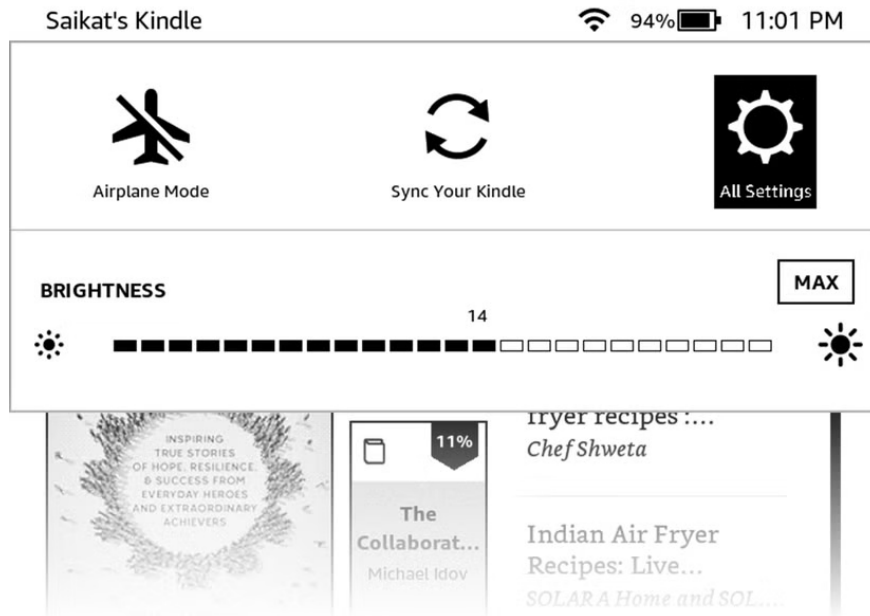
Here are some suggestions based on your ratings.
See a book you like? Tap "Want to Read."



Kindle's Goodreads integration helps track your reading habits. It adds a social layer to reading. From your Kindle, you can rate books, see what your friends are saying, and get recommendations. The Goodreads Reading Challenge, which resets every year, is a subtle motivator and source of inspiration from others.

10. Bonus Tip: Extend Battery Life with Just One Setting

Airplane Mode keeps Kindle running for weeks



Kindles have always had great battery life, but over time, batteries start to show signs of aging. You can extend your Kindle's battery life by turning on Airplane Mode when Wi-Fi isn't needed. Now your Kindle can last for weeks, even with daily use. It's a simple tip, but you'll regret not using it from the start.

You finished reading the article "**10 tips to make Kindle perfect for your life**" edited by the [TipsMake](#) team. We hope this article has provided you with many useful tech tips and tricks. You can search for similar articles on tips and guides. Thank you for reading and for following us regularly.