

# 10 secret features of the default iPhone applications

Features in iOS are often hidden behind a very normal icon or gesture. But once you know how to access these features, you will exploit more value and productivity from your iPhone.

iPhone is famous for its simplicity. Basically, iOS remains the same since the release date: The Home screen still contains a variety of applications.

But over the years, iOS has been 'equipped' with many new functions, including new default applications.

Features in iOS are often hidden behind a very normal icon or gesture. But once you know how to access these features, you will exploit more value and productivity from your iPhone.

## Do you know the hidden features in these default iPhone applications?

1. Step counter tool in Health application
2. Level tool in Compass application
3. Scan Documents feature in Notes app
4. Bedtime mode in Clock application
5. Share location with friends in the Messages application
6. Drag and drop in Files app
7. Great filters in the Camera app
8. Fun photo editing feature in Photos app
9. Automatic Reader View mode in Safari application
10. Swipe to delete in the Calculator application

### 1. Step counter tool in Health application

5:28

LTE

< August



S	M	T	W	T	F	S
5	6	7	8	9	10	11

Monday, Aug 6, 2018

### Favourites

Steps

1,724 steps

Today at 4:29 PM

Walking + Running  
Distance

0.81 mi

Today at 4:28 PM

### Activity

Activity

Today at 5:05 PM



Move

108/390 CAL

Exercise

3/30 MIN

Stand

6/12 HRS

Resting Energy

1,436 kcal

Today at 5:00 PM

Stand Hours

5 hr

Today at 5:00 PM



Today



Health Data



Sources



Medical ID

5:28

LTE

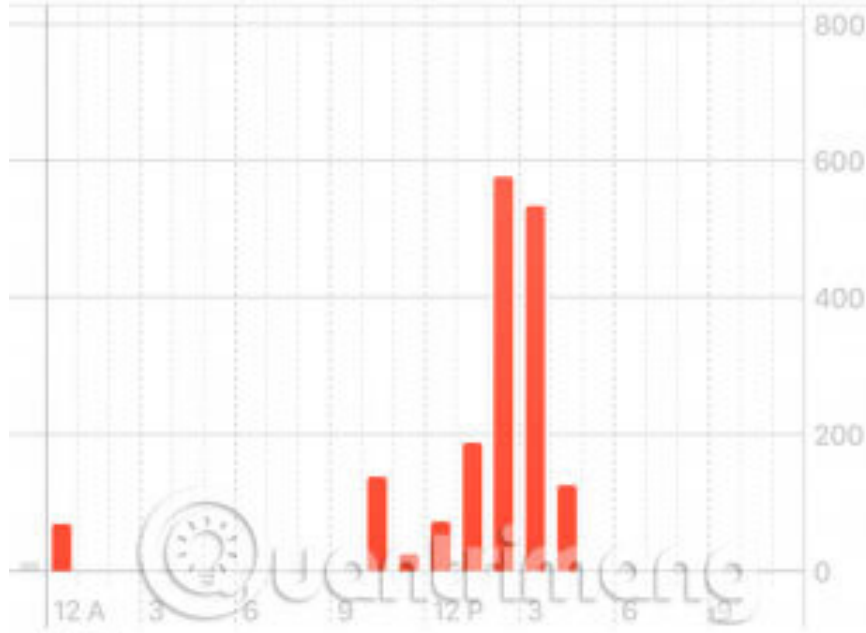
< Aug 6

# Steps

+

D W M Y

< Today >



TOTAL **1,724** steps  
Today

Add to Favourites



Show All Data >

Data Sources & Access >



Today



Health Data



Sources



Medical ID

5:28

LTE



# Health Data



Body Measurements >

Health Records >

Heart >

Reproductive Health >



Today



Health Data



Sources



Medical ID

If you've never opened the Health app on your iPhone, you've missed many useful things. Health uses the built-in motion co-processor in the iPhone. This processor can track normal steps and even climb stairs every day.

In addition, the Health app can turn into an archive of everything related to health and fitness (such as easy weight monitoring). And if you use a third-party application, you can also view your workout and sleep analysis in a single screen.

## 2. Level tool in Compass application



There is a hidden flatness tool in the Compass application. Open the Compass application and swipe left. Now, you have access to the **Level** tool . Just put the iPhone on a surface and the screen will tell you if the surface is completely flat.

## 3. Scan Documents feature in Notes app

5:29

LTE

< Notes



Scan Documents

Take Photo or Video

Photo Library

Add Sketch

Cancel

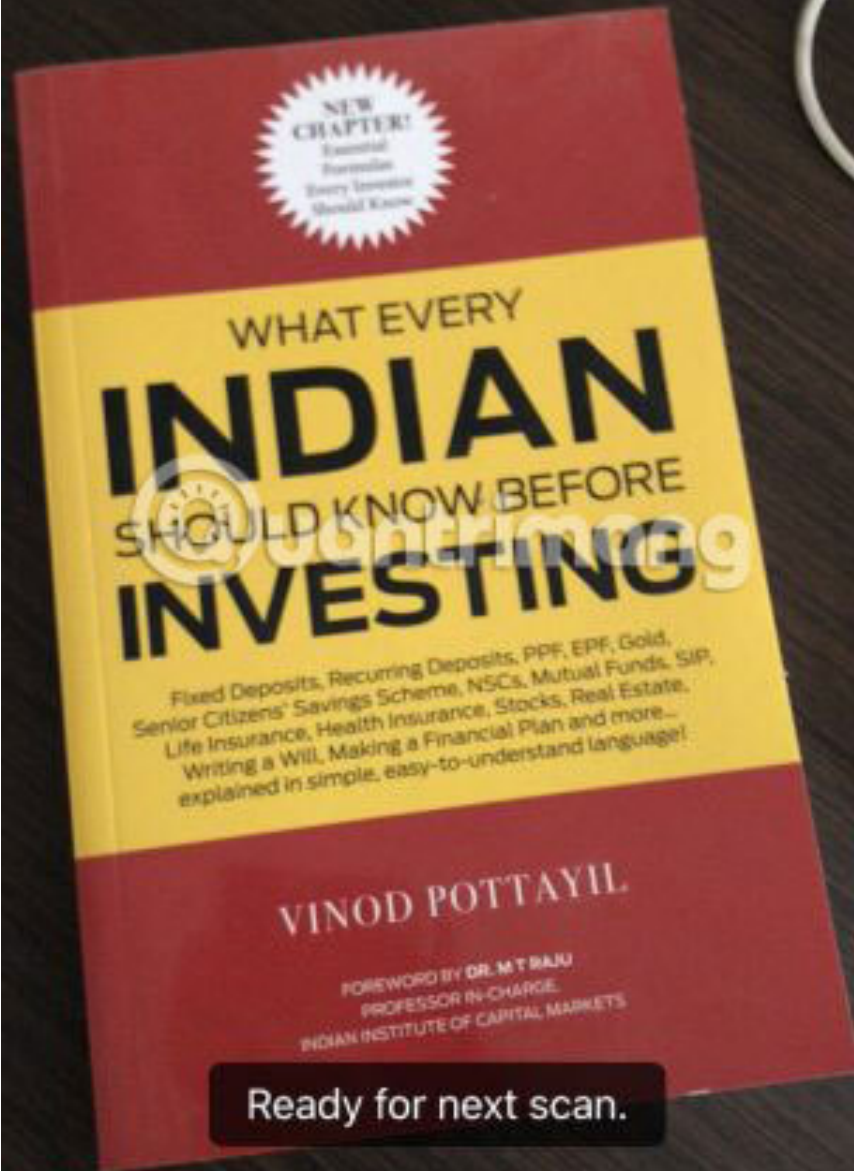
5:30

LTE

Cancel



Auto



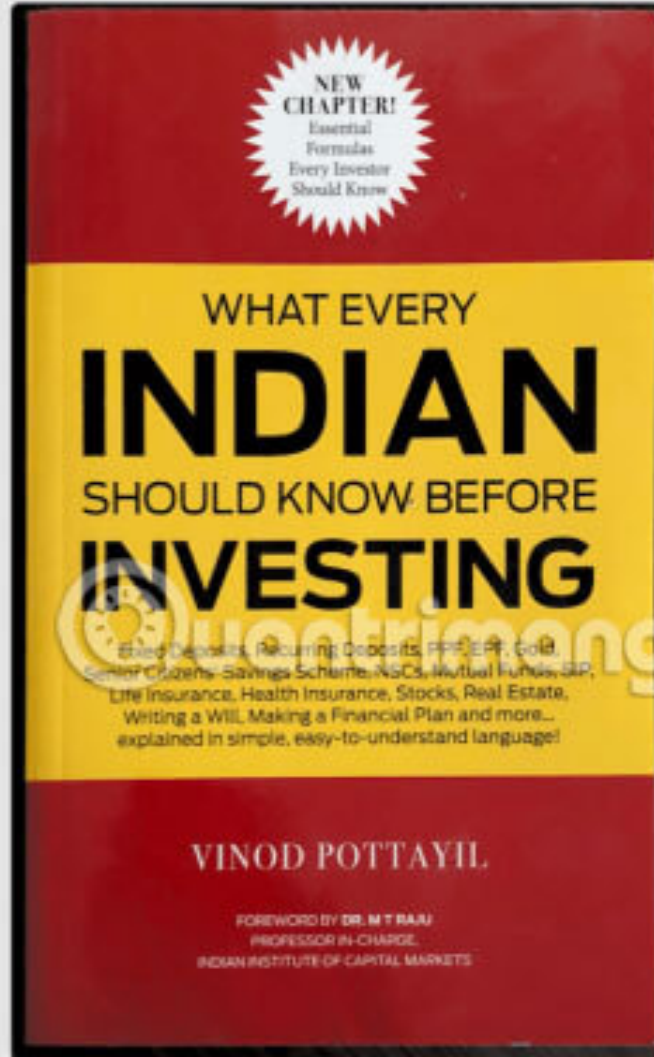
Ready for next scan.



Save



Scanned Documents



You do not need a third-party application to scan and share documents. You can do that right in the Notes app on iOS 11 and above.

1. **Step 1** : Open the Notes app and create a new note.
2. **Step 2** : Touch the **Plus** button on the toolbar and select **Scan Documents**.
3. **Step 3** : Put the scanned document before the camera, then the application will automatically identify and capture it. Can capture multiple documents if desired
4. **Step 4** : Touch **Keep Scan** and then click the **Save** button . The image will now show in the note. You can export as PDF with the **Share** button .

## **4. Bedtime mode in Clock application**

4:18

LTE 

Cancel

Bedtime

Next



What time would you like to  
wake up?



6 45

7 50

8 55

---

9 00 AM

---

10 05 PM

11 10

12 15

4:18

LTE

< Back

Bedtime

Next >



How many hours of sleep  
do you need each night?

Most adults need between 7 and 8.



5 hours

6 hours

7 hours

8 hours

9 hours

10 hours

11 hours

4:19

LTE

Options

Bedtime

Bedtime

Every day



Bedtime

1:00 AM

Wake

9:00 AM



Sleep Analysis

1:00 AM

9:00 AM

M T W T F S S



World Clock



Alarm



Bedtime



Stopwatch



Timer

The next time you open the Clock application to set an alarm, tap the **Bedtime** section in the middle. This small feature can help you go to bed at an appropriate time.

Talk to **Bedtime** when you need to wake up and how many hours you want to sleep. The application will automatically remind you when it's time to go to bed.


## **5. Share location with friends in the Messages application**

5:16

LTE 

Details

Done

 Lakhan



Send My Current Location

Share My Location

Hide Alerts



Send Read Receipts



Images

Attachments

5:16

LTE

Details

Done

Lakhan



Send My Current Location

Share My Location

Hide Alerts

Send Read Receipts



Images

Attachments

Share for One Hour

Share Until End of Day

Share Indefinitely

Cancel

5:17

LTE

< 789



Lakhan >

📌 You stopped sharing location with Lakhan.  
Today 4:29 PM

📌 You started sharing location with Lakhan.  
Today 4:29 PM



Current Location



Delivered

📌 You stopped sharing location with Lakhan.  
Today 5:16 PM



Locating...



iMessage



**Find My Friends feature** makes it easy to share your location with friends constantly. But you can also quickly send your current location or share the location after a few hours, right from the Messages application.

Open the Messages app, find a conversation and go to the **Details** section . Here, you will find two options: Click **Send my Current Location** to update your current location or select **Share my Location** to share the location after a period of time.

## **6. Drag and drop in Files app**

5:49

LTE

< On My iPhone

VLC

Select

Search



Last.Flag.Flyi  
ng.20...mple

2/23/18

8.7 MB



Learnapt  
review

6/2/18

993 KB



User  
Guid...hone

5/24/18

2 MB

 Quantineng



Recents



Browse

5:49


LTE

< On My iPhone

VLC

Select

Search



Last.Flag.Flyi  
ng.20...mple  
2/23/18  
8.7 MB



Learnapt  
review  
6/2/18  
993 KB



User  
Guid...hone  
5/24/18  
2 MB

Quantineng



Recents



Browse

5:49

LTE

< On My iPhone

Xender

Select

Search



avatar  
6/16/18  
3 KB



Connected to  
on  
1 item



other  
2 items



WebData  
3 items



Recents



Browse

iOS 11 introduced Files application, this is a feature replacement for iCloud Drive application. Files can show you items stored not only in iCloud but also on Dropbox and Google Drive. It also makes it easy to organize files using drag and drop.

Drag and drop on iPad is one of the biggest features in iOS 11. Applications Files have implemented this feature very well. But did you know that this drag and drop operation can be used to move files from one place to another on the iPhone?

Just touch and hold the file with one finger. Click on another file to select it. Then use another finger to navigate to a folder and release your finger to move the files.

## **7. Great filters in the Camera app**



HDR



Quantrimang

SLO-MO

VIDEO

**PHOTO**

PORTRAIT

SQUARE





HDR





HDR



NOIR



If you want to add amazing effects to your photos, you don't need to find any other applications. In fact, you can preview them directly, while taking photos. The next time you open the camera, swipe up in the viewfinder or click the three circle icon from the top toolbar.

You will see some great and interesting filters inside. Swipe to switch between these filters. **Vivid** and **Vivid Cool** are 2 most popular filters.

## **8. Fun photo editing feature in Photos app**



LIVE



Cancel



Done





And once you've taken a picture, interesting things won't stop there. Open photos in Photos app and swipe upwards. If you have **Live Photos** enabled, you should now see a preview with the repeater and bounce effects applied.

Go to the **Edit** page and you can turn on **Portrait** mode . You can also make some basic edits with color, saturation and lighting.

## **9. Automatic Reader View mode in Safari application**

5:34

LTE



makeuseof.com



TECH NEWS

## Apple Is Now Worth \$1 Trillion and Counting



By [Dave Parrack](#) / 02-08-2018 / 1 minute



Advertisement

200 Mbps  
Internet



Reliable  
Network,  
Instant Support,  
Book Now!  
[youbroadband.in](http://youbroadband.in)

Apple has become the first public company in the world to have a market cap of over \$1 trillion. The Cupertino-based company crossed the magic milestone on Thursday (August 2, 2018) when its share price hit \$207.05 after posting strong financial results.



5:34

LTE



makeuseof.com

AA

# Apple Is Now Worth \$1 Trillion and Counting

August 2, 2018

Advertisement

Apple has become the first public company in the world to have a market cap of over \$1 trillion. The Cupertino-based company crossed the magic milestone on Thursday (August 2, 2018) when its share price hit \$207.05 after posting strong financial results.

## A (Very) Brief History of Apple Inc.

**Apple has a complicated history.** It was founded by Steve Jobs and Steve Wozniak in 1976, and made its name selling personal computers. Jobs was ousted in 1985, after which he formed



5:34

LTE



makeuseof.com

AA

# Apple Is Now Worth \$1 Trillion and Counting

August 2, 2018

Advertisement

Apple has become the first public company in the world to have a market cap of over \$1 trillion. The Cupertino-based company crossed the magic milestone on Thursday (August 2, 2018) when its share price hit \$207.05 after posting strong financial results.

Automatic Reader View

You can use Reader automatically on individual websites, or on all websites.

Use on "makeuseof.com"

Use on All Websites

Cancel

You probably already know about the **Reading List** and **Reader View features** in Safari. Reader View automatically removes formatting from an article and only provides text and images, in an easy-to-read format.

Touch and hold the **Reader View** button , then you will see two new options to turn on **Automatic Reader View** for the current website or all websites. The next time you open a link from a web page, the content will automatically open in Reader View, no need to press the button again!

## 10. Swipe to delete in the Calculator application



This trick will save you a lot of time. You may notice that there is no delete key in the Calculator application. If you click the **Clear** button , the entire field will be deleted. But what if you just want to delete the last number because of wrong entry? Just swipe left or right on the number itself.

Now you have discovered some more secret features in the default applications. iOS is full of small useful features and settings. For example, do you know that the keyboard turns into a touchpad when using the 3D Touch feature, for example.

Wishing you the best use of these helpful tips!

You finished reading the article "**10 secret features of the default iPhone applications**" edited by the [TipsMake](#) team. We hope this article has provided you with many useful tech tips and tricks. You can search for similar articles on tips and guides. Thank you for reading and for following us regularly.