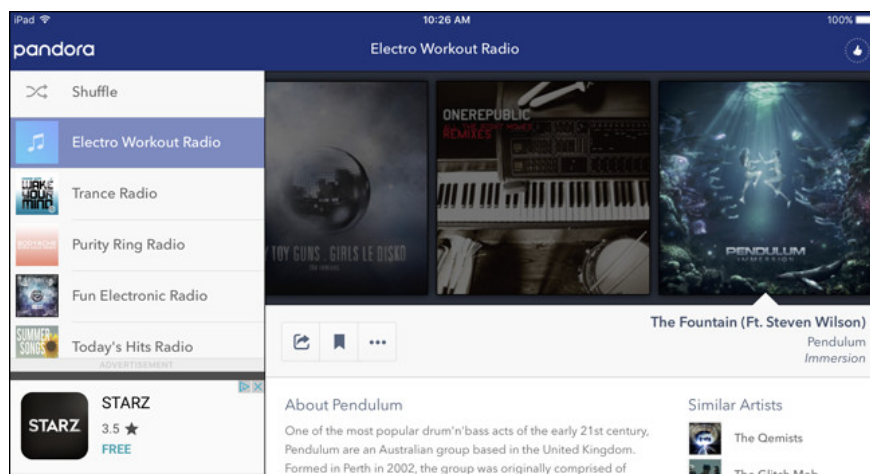


10 effective ways to use your old iPad and Android tablets should not be missed

Sales of tablet PCs are declining at the moment, probably because users switch to smart phones and convertible laptops (touchscreen tablets, keyboards and mice to input data). But if you still own one or more dusty tablets at home, here are a few good ideas to take advantage of instead of selling or recycling.


Sales of tablet PCs are declining at the moment, probably because users switch to smart phones and convertible laptops (touchscreen tablets, keyboards and mice to input data). But if you still own one or more dusty tablets at home, here are a few good ideas to take advantage of instead of selling or recycling.

Turn iPad and Android tablets into stream devices



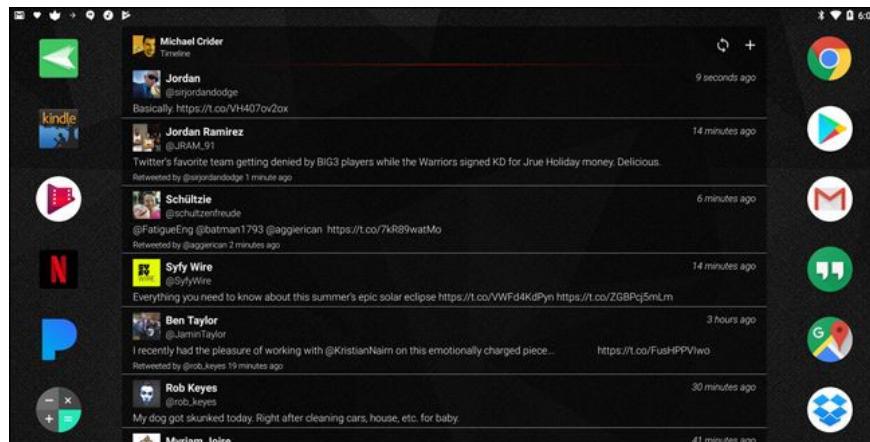
Almost Android and iOS have applications for listening to music and watching online videos, even if they are not exclusively for tablets. So why not enhance HiFi audio or Bluetooth speakers with a dedicated tablet controller? The controller is easier to operate than the remote control and a tablet is easier to press than on a smartphone. Pandora and Spotify are clear proofs, tablets can be paired with Chromecast or Roku to browse or stream Netflix online more easily.

Use iPad and Android tablets as a smart remote control



Logitech's Harmony remote control program is one of the favorite programs of enthusiasts, love the process of reproducing the "most realistic" sound (videophile). However, this Harmony system can also be used with Android and iOS devices, including tablets. In fact, the touch screen makes programming easier. Even if you don't have a dedicated smart remote device, many smart TVs and standalone systems like Android TV, Roku, Fire TV and Apple TV provide remote control applications for portable devices. Not to mention cable boxes and dedicated signal receivers. Although not to mention the quality of each application, this will be a good way to navigate long lists or complicated user interfaces.

Add Widget for desktop screen



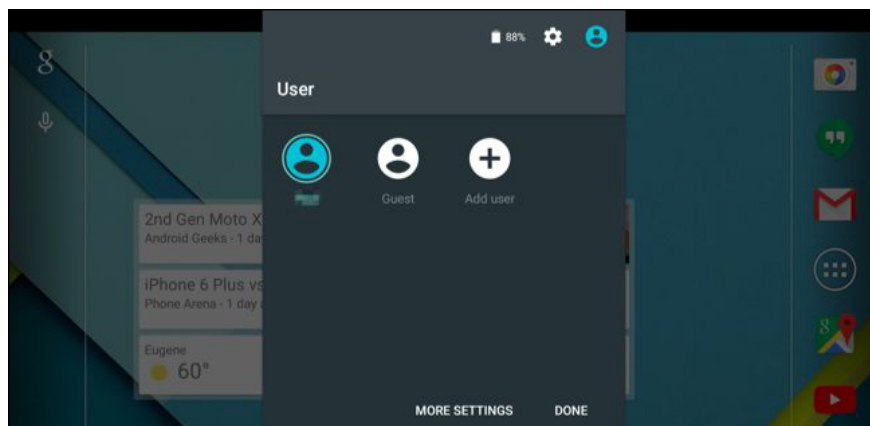
If you have a desktop workstation, or even a laptop that you regularly plug in a monitor peripheral to work or play more comfortably, combine with an unused tablet. Another can create a wonderful 'harmony'. Combined with racks and chargers, it can create a dedicated email screen (especially can create widgets for email and Android home screen), RSS, Twitter or Facebook viewer, or a tool Second screen for PC enthusiasts on PC to check heat statistics. There are even programs that allow you to display custom full screen commands and macro keys that are sent to your computer over the wireless network.

Turn your iPad and Android tablet into a second computer screen



Do you want to own a dual-screen computer without buying additional equipment? There are a number of applications that will allow your computer to handle tablets like secondary displays via wireless networks or USB direct connections. Note that, iOS and iPad seem to support good external screen display Android, but saying so does not mean that Android does not have this function.

Use iPad and Android tablets into computers for guests and children.



Setting up a tablet in guest mode for your guests to use every time they come to play is a chore, but don't forget that the phone or tablet is basically an all-in-one computer so the screen and desk keys and mouse are separated into a "unified block." Using guest mode on Android or iOS is easy to allow someone to use your system and network without having to set up a new account or insecure access to your own data. You can even add a stand behind the phone and a Bluetooth keyboard to make your work easier. quite popular, considered "startup computer" for children not old enough to use the full Windows machine, functionality or mobile phone.

Create 'new life' for iPad and Android tablets, turn it into a dedicated smart controller for your home



If you have invested a lot of money in your home's power line with smart utilities like Nest thermostats, Wi-Fi projectors, automatic curtains and even connected devices, You can use the phone to control one of these utilities. Install all the appropriate applications on the tablet, create a link on the home screen, attach the tablet to the wall with a charger and you have a dedicated control center to control everything everything in the house. In addition, you should set a PIN to avoid your kids being mischievous if you have a computer within their reach.

Turn your tablet into a dedicated child and security monitoring screen

Your tablet has a Wi-Fi chip, one or two cameras and a microphone and one that provides continuous power to the computer, so there's enough "material" to become a remote camera. There are many iOS and Android applications designed specifically to turn an unused device into a standard Wi-Fi camera capable of recording or a monitor for babies that can warn on device. It's a great way to reuse your existing devices.

Convert the tablet into a mini Arcade Cabinet (arcade game)




This way is more suitable for iPad, because Android tablet when wearing a custom case, it looks very boring, especially in this case. The result will surprise you with the old joystick buttons and controls that appear next to the iPad screen instead of the CRT. Surprisingly, you can see lots of old and new games on the App Store compatible with these gadgets and loaded a lot.

DIY stereo screen for your car



If you are interested in studying the technology inside the car dashboard and are comfortable if you no longer receive warranty from the manufacturer, you can try replacing the head of the car audio system. by tablet.Small tablets like Nexus 7 are suitable for cars.Check out YouTube guidelines and troubleshooting tips on how to do it and remember not to watch while driving.

Use the tablet to be a voice control center



If you are tired of voice control devices like Amazon Echo or Google Home, then your tablet can do the same thing.Google and Apple tablets can activate hands-free mode with "OK Google" and "Hey Siri" commands and they incorporate in most similar services.A dedicated tablet should not be equipped with a 360-degree speaker or a high-end microphone, but it is possible to perform this function.

Notice about battery life

For the above usage, you will wonder how to keep the tablet battery longer than a day or two.You can see the ways below but it cannot be applied in case you need to use it for hours.In case the charger and dock charger are not available, you should leave the tablet in airplane mode, not connected to the Internet, combined with low backup power usage, battery life can be increased from two to four. times compared to mobile phone batteries.Most tablets have a week or longer usage period.

You finished reading the article "**10 effective ways to use your old iPad and Android tablets should not be missed**" edited by the [TipsMake](#) team. We hope this article has provided you with many useful tech tips and tricks. You can search for similar articles on tips and guides. Thank you for reading and for following us regularly.
